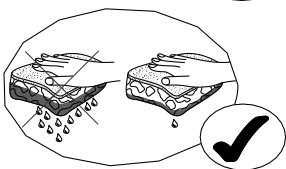
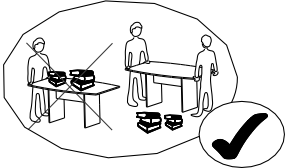
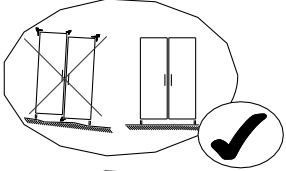
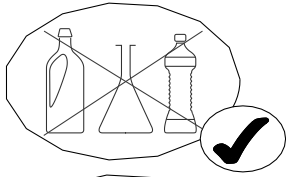


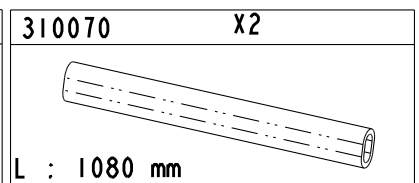
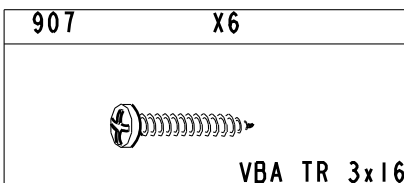
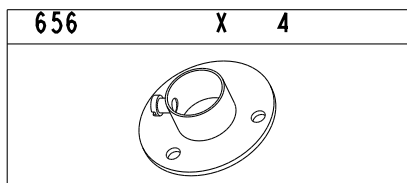
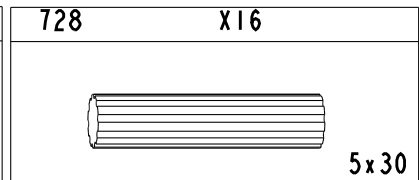
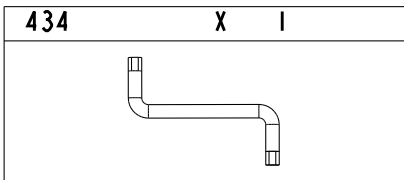
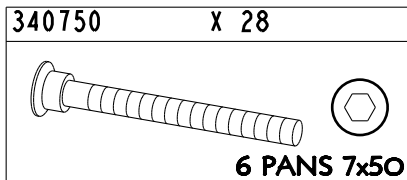
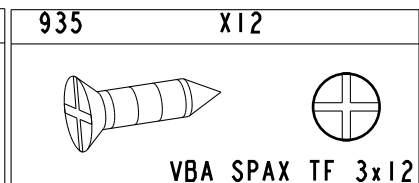
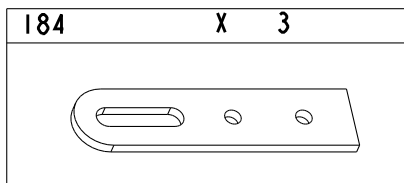
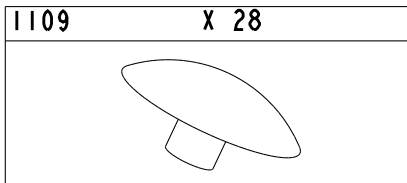
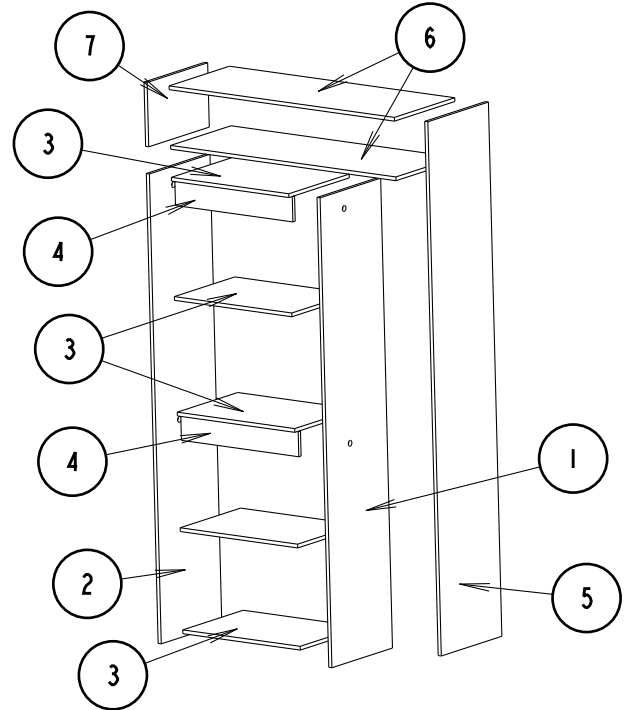
MEUBLES
DEMEYERE

SAV
SPAREPARTS
KUNDEDIENST
POST VENTAS
SERVICE NA VERKOOP
SERVIZIO POST-VENDITA
SERVICO DEPOIS DE VENDA
SERWIS POGWARANCYJNY

7704 4



REP	DIM	QTE
1	1870 x 396	1
2	1870 x 396	1
3	566 x 395	5
4	566 x 100	2
5	2126 x 396	1
6	1086 x 395	2
7	256 x 396	1



FR SECURITE
RESPECTER LES INSTRUCTIONS DE MONTAGE DECRITES DANS LA NOTICE.

EN CAUTION
FOLLOW CAREFULLY THE ASSEMBLING INSTRUCTIONS DESCRIBED IN THE DIRECTIONS.

DE SICHERHEITSVORSCHRIFTEN
BEACHTEN SIE BITTE UNBEDINGT DIE ANGEGBENEN AUFBAUVORSCHRIFTEN.


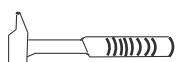
ES SEGURIDAD
RESPECTAR LAS INSTRUCCIONES DE MONTAJE DESCRIBIDAS EN EL FOLLETO.

NL VEILIGHEID
DE IN DE GEBRUIKSAANWIJZING BESCHREVEN INSTRUCTIES RESPECTEREN.

IT SICUREZZA
RISPETTARE LE INSTRUZIONI DI MONTAGGIO DESCRITTE NEEL AVVERTENZA.

PT SEGURANCA
RESPEITAR AS INSTURACOS DE MONTAGEN DESCREVEDAS NA INSTRUCCOES DE USO.

PL UWAGA
PROSZE PRZESTRZEGAC INSTRUCJI MONTAZU.

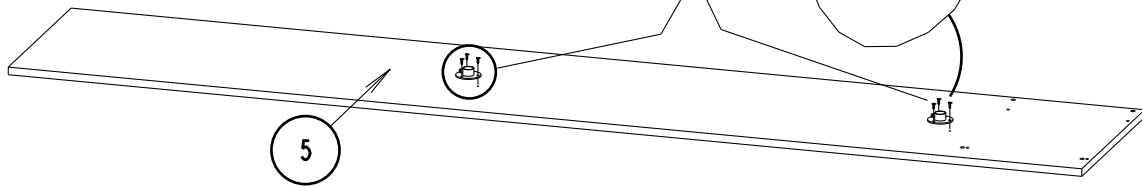
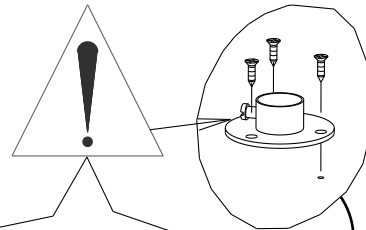


± 1H 15MN

1 / 4

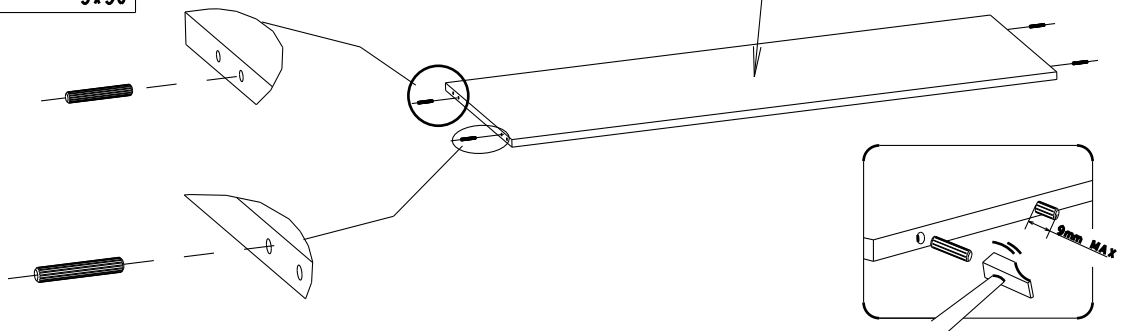
FABRICATION FRANCAISE

1	656 X2	935 X6
		 VBA SPAX TF 3x12



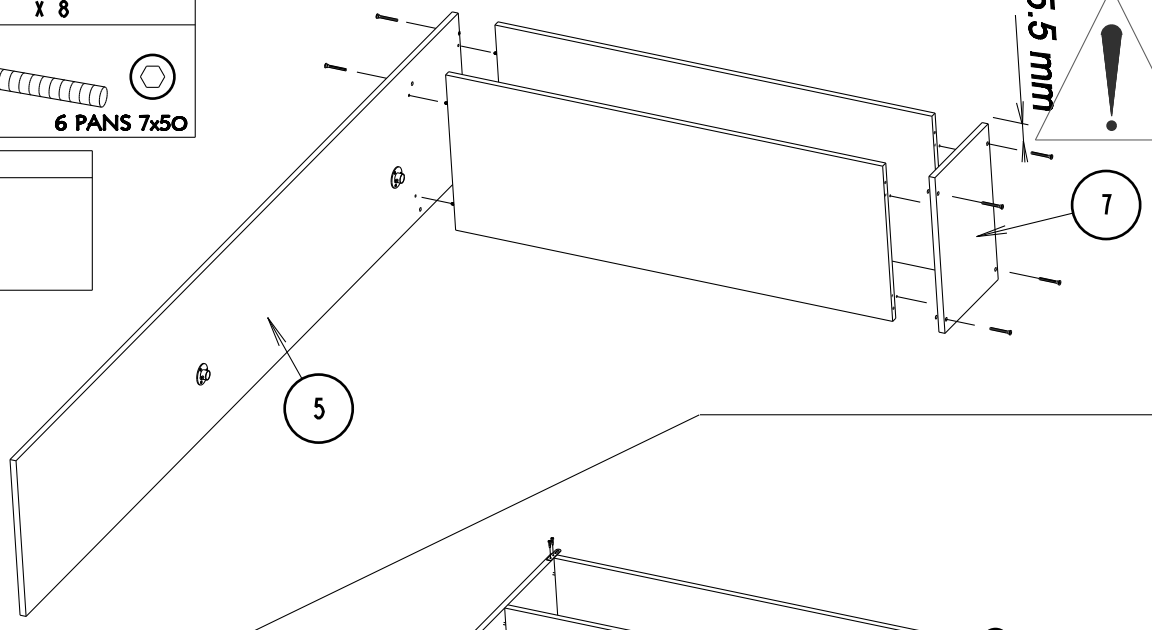
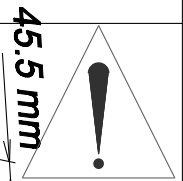
2	728 X8
	 5x30

6 x2



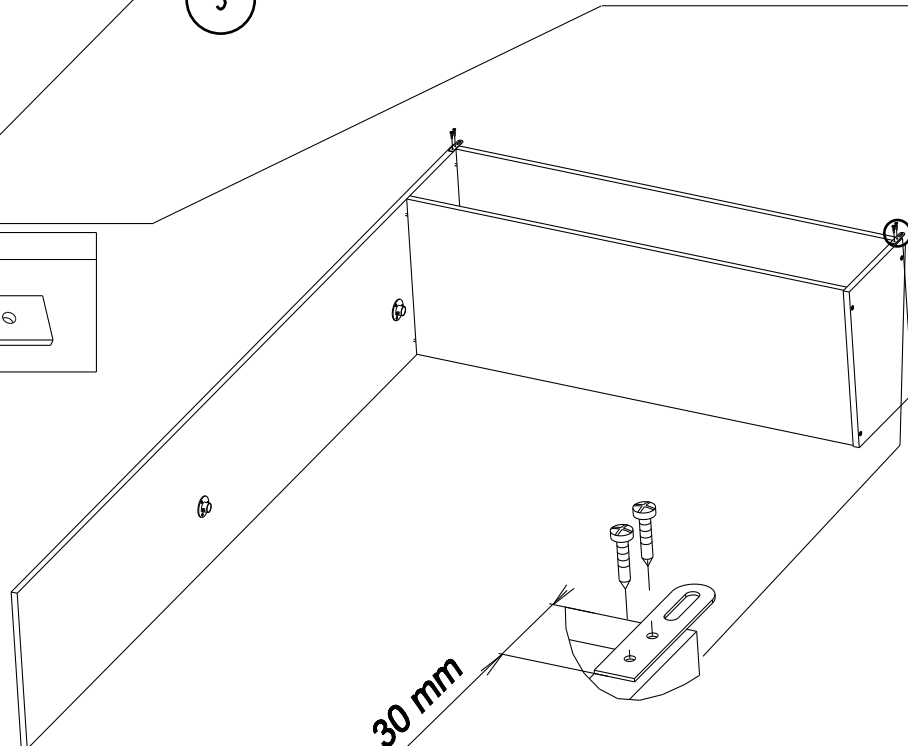
3	340750 X 8
	 6 PANS 7x50

434	X 1




4	184 X 2

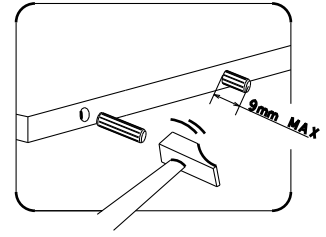
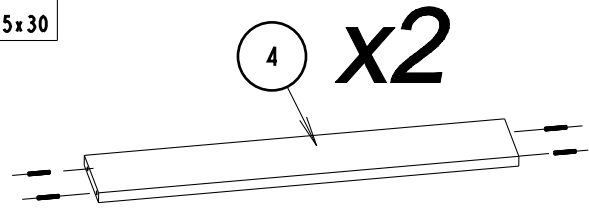
907	X 4
	 VBA TR 3x16



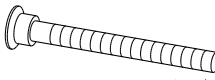
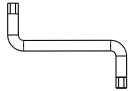
30 mm

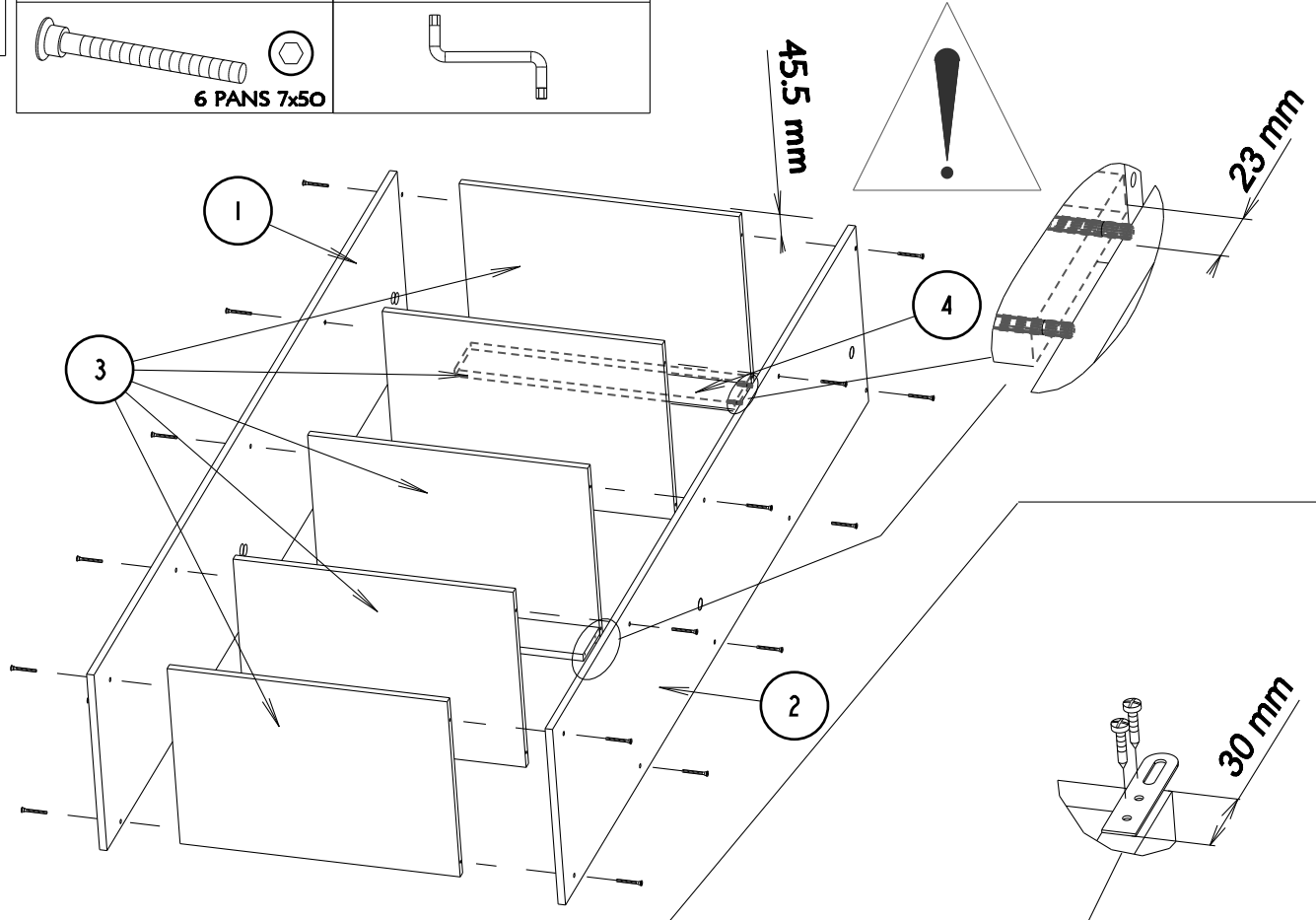
5

728	X 8
	
5x30	

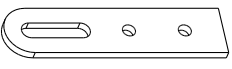



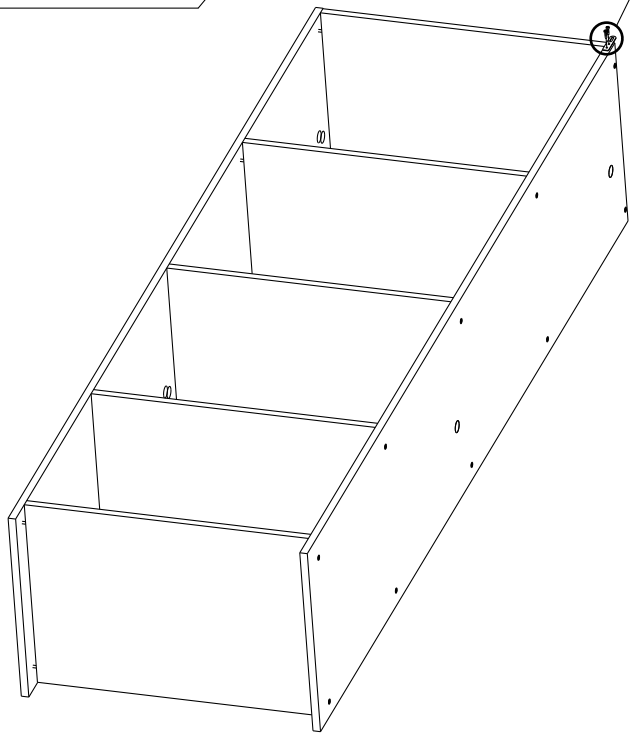
6

340750	X 20	434	X 1
			
6 PANS 7x50			



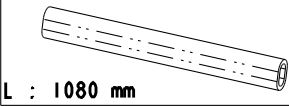
7

184	X 1
	
907	X 2
	
VBA TR 3x16	



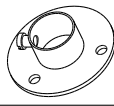
8

310070 X2

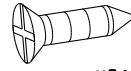


L : 1080 mm

656 X2



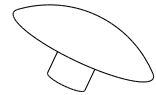
935 X6



VBA SPAX TF 3x12

7704 4 Apr-20-10

1109 X 28



FR MEUBLES A FIXER AU MUR:
 - FIXER LE MEUBLE AU MUR AVEC LES ATTACHES PREVUES A CET EFFET
 - VERIFIER QUE LES VIS ET LES CHEVILLES UTILISEES SONT ADAPTEES AU SUPPORT

EN FURNITURES TO BE HOLD ON THE WALL:
 - HOLD THE FURNITURE ON THE WALL WITH THE FASTENINGS PROVIDED FOR THIS PURPOSE
 - CHECK THAT THE SCREW AND PEGS FIT WITH THE SUPPORT

DE MOEBEL AN DER MAUER ZU BEFESTIGEN:
 - BEFESTIGEN SIE DAS MOEBELSTUECK MIT DEN DAFUER VORGESEHENEN BEFESTIGUNGSHAKEN
 - UEBERPRUEFEN SIE BITTE DASS DIE SCHRAUBEN UND DUEBEL MIT DEM MATERIAL DER MAUER UEBEREINSTIMMEN

ES MUEBLES A FIJAR EN LA PARED:
 - FIJAR EL MUEBLE EN LA PARED CON LAS GRAPAS PREVISTAS
 - COMPROBAR QUE LOS TORNILLOS Y LAS CLAVIJAS UTILIZADAS SON ADAPTADAS AL SOPORTE

IT MOBILI DA FISSARE AL MURO:
 - FISSARE IL MOBILE AL MURO CON LE FLANGIE PREVISTE A TALE SCOPO
 - VERIFICARE CHE LE VITI ED I PERNI USATI SIANO ADATTI A QUEL TIPO DI SUPPORTO

NL MEUBELS DIE AAN DE MUUR GEFIXEERD MOETEN WORDEN:
 - FIXEER HET MEUBEL AAN DE MUUR MET DE DAARVOOR BESTEMDE HAKEN
 - VERFIEER OF DE GEBRUIKTE SCHROEVEN BIJ DE BEVESTIGINGSHAAK HOREN

PT MOVEIS A FIXAR NA PAREDE:
 - FIXAR O MOVEL NA PAREDE COM OS PRENDES PREVISTOS
 - VERIFICAR QUE OS PARAFUSOS E AS CAVILHAS UTILIZADOS SAO ADAPTADOS OA SUPORTE

PL MEBEL PRZEZNACZONY DO ZAINSTALOWANIA NA ŚCIANIE:
 - NALEŻY ZAMONTOWAĆ TEN MEBEL NA ŚCIANIE PRZEZNACZONYMI DO TEGO CELU UCHWYTAMI
 - NALEŻY SPRAWDZIĆ CZY ŚRUBY I KOSZULKI SĄ ODPOWIEDNIEJ WIELKOŚCI W STOSUNKU DO UCHWYTÓW

