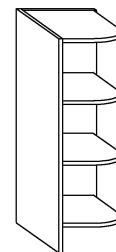




MILO - S300Z


→ 30 ↑ 85 ↘ 56



x 15



x 2



x 1

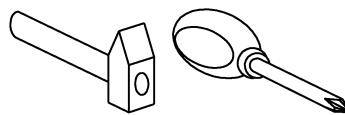


a

b

c

x 3



20 min



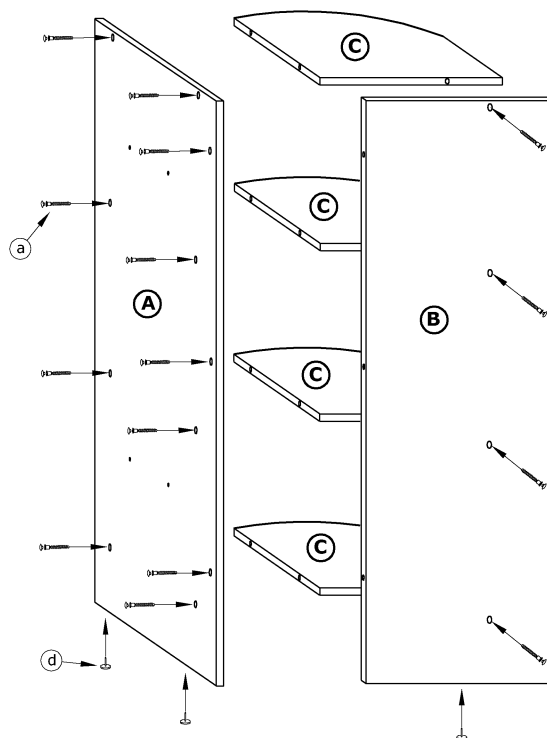
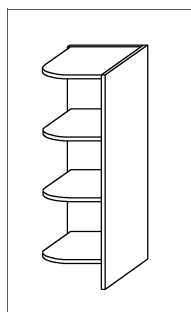
d

1 - FAZY MONTAŻU

A - OZNACZENIE ELEMENTÓW

a - OZNACZENIE AKCESORIÓW

1



1

