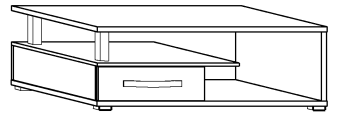




ANG-07 ANGEL- ŁAWA

→ 118 43 74

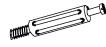


x 6



(a)

x 9



(b)

x 6



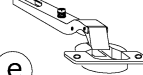
(c)

x 3



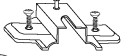
(d)

x 4



(e)

x 4



(f)

x 4



(g)

x 2

186 mm



(h)

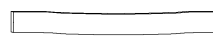
x 2

160 mm




(i)

x 2



(j)



25 min



x 8

(3,5x16)



(k)

x 8

(4x20)



(l)

x 4

(4x25)



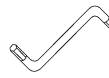
(m)

x 2

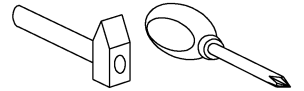


(n)

x 1



(o)



① - FAZY MONTAŻU

Ⓐ - OZNACZENIE ELEMENTÓW

Ⓐ - OZNACZENIE AKCESORIÓW

1

x 3




(b)

x 2

186 mm



(h)

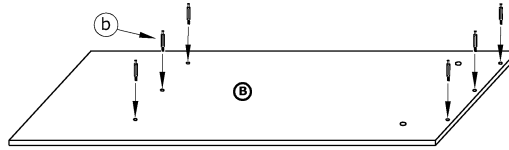


2

x 6



(b)



3

x 9



(a)

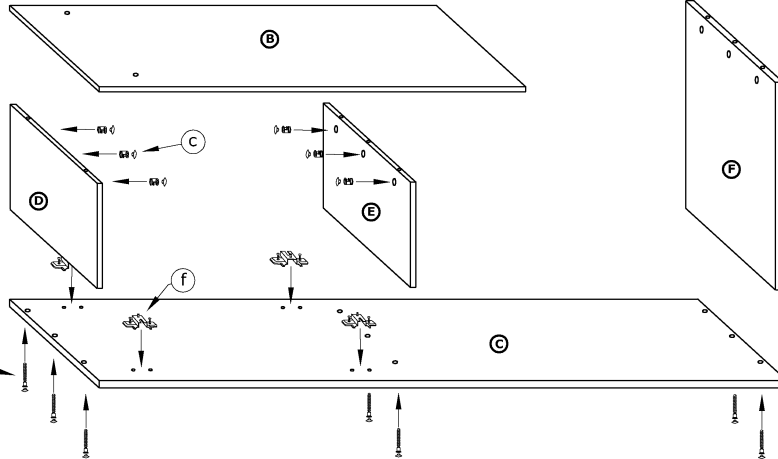
x 6



(c)



(f)



4

x 3



(d)

x 4



(e)



(g)



x 2 160 mm

(i)



(j)



x 8 (3,5x16)



(l)



x 4 (4x25)

(m)



(n)



(o)

