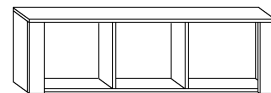




HUG - 05

HUGO - PÓŁKA

→ 116 ↑ 45 ↘ 22

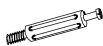


x 18



(a)

x 12



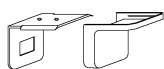
(b)

x 12



(c)

x 2 kpl.



(d)

x 4

(6,2x13)

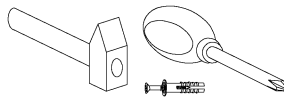


(e)

x 40



(f)



20 min

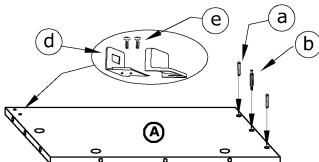


1 - FAZY MONTAŻU


A - OZNACZENIE ELEMENTÓW

a - OZNACZENIE AKCESORIÓW

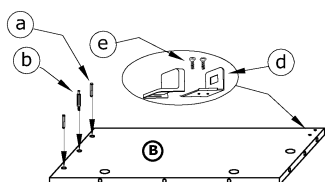
1



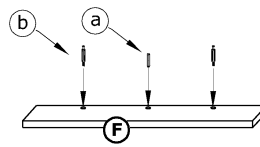
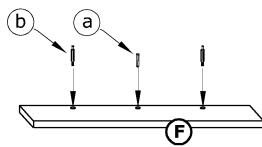
2



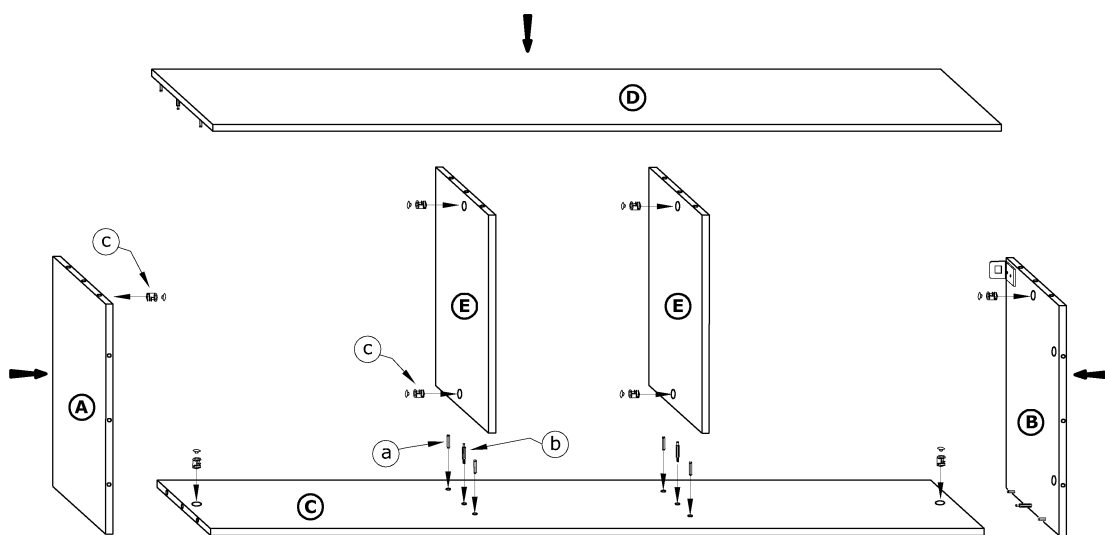
3



3



4



5

