
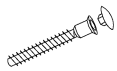


MAMBA RTV

→200+39\45



x 8



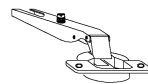
a

x 13



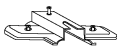
b

x 4



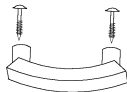
c

x 4



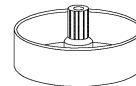
d

x 2




e

x 6



f



30 min



x 8

(4x16)



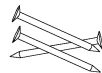
g

x 4



h

x 55



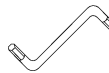
i

x 1

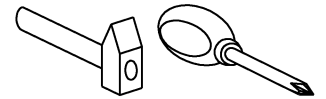


j

x 1



k



1 - FAZY MONTAŻU

A - OZNACZENIE ELEMENTÓW

a - OZNACZENIE AKCESORIÓW

