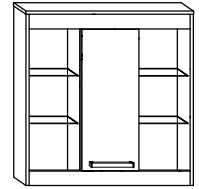




MXS-40 SZAFKA WISZĄCA 1D

→ 80 + 85 + 31



x 9



(a)

x 22



(b)

x 3



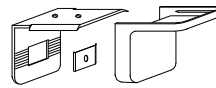
(c)

x 25



(d)

x 3 kpl.



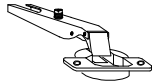
(e)

x 2




(f)

x 2

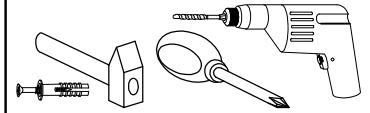


(g)

x 1



(h)



x 4

(3,5x16)



(i)

x 6

(6,2x13)



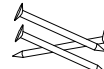
(j)

x 20




(k)

x 40



(l)



40 min

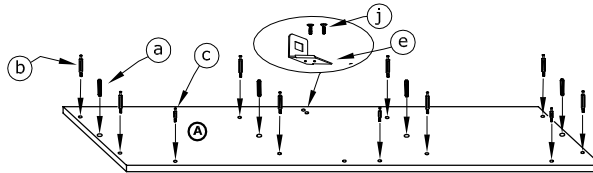
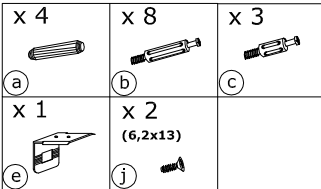


1 - FAZY MONTAŻU

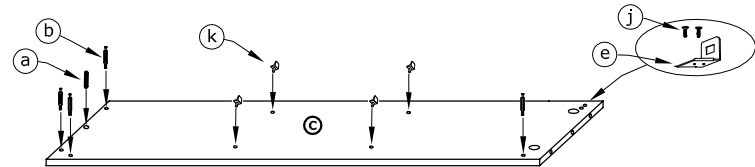
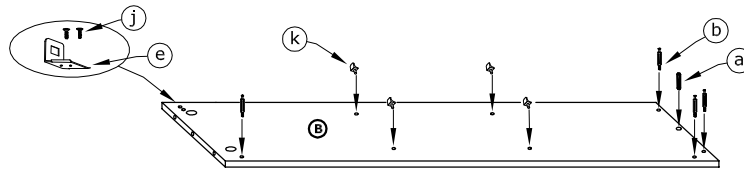
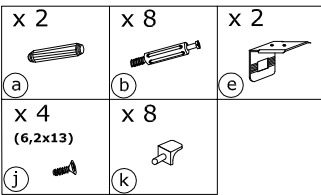
A - OZNACZENIE ELEMENTÓW

a - OZNACZENIE AKCESORIÓW

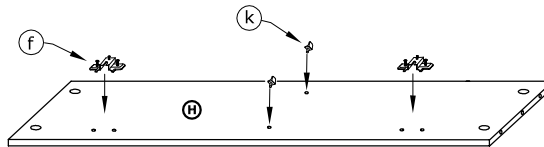
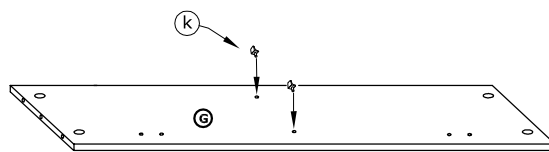
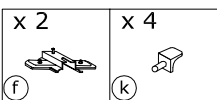
1



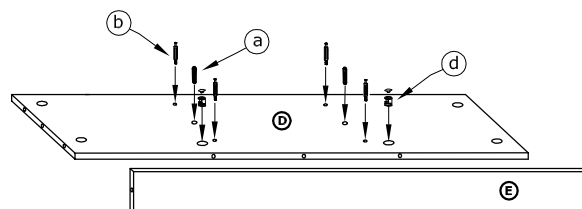
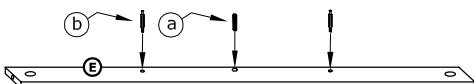
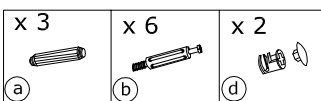
2



3

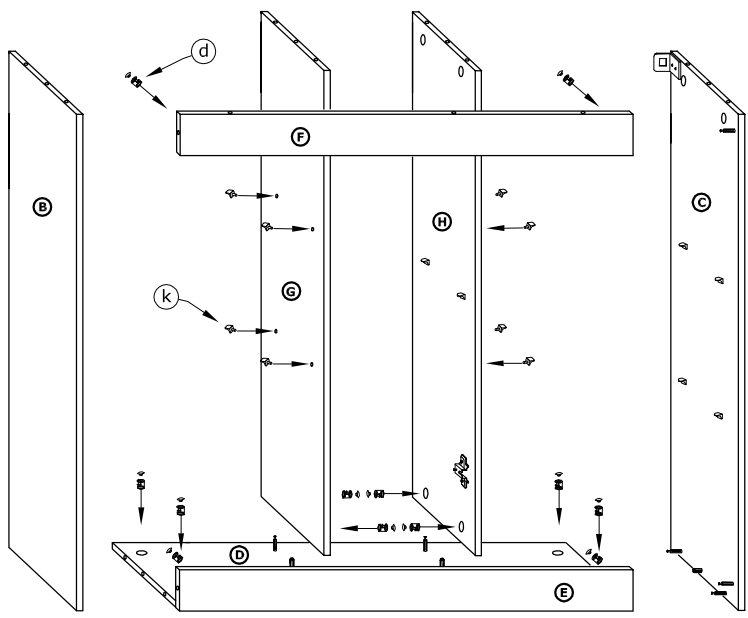


4



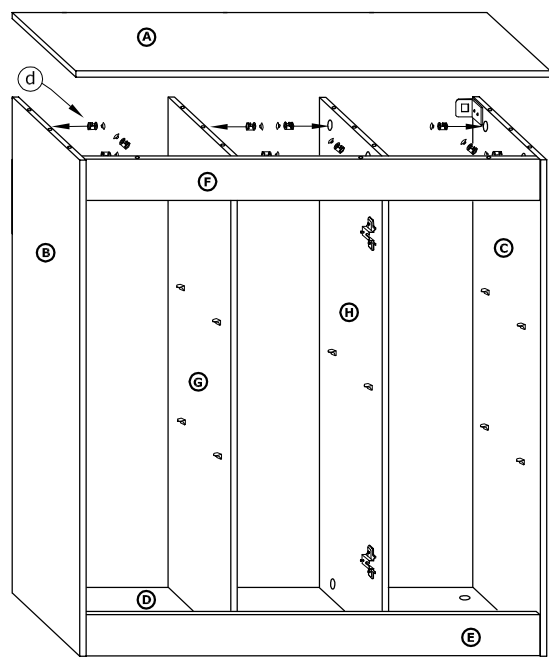
5

- x 12
- (d)
- x 8
- (k)



6

- x 11
- (d)



7

- x 2
- (g)
- x 1
- (h)
- x 4 (3,5x16)
- (i)
- x 50
- (l)

