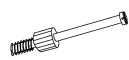


x 44



a

x 4



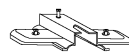
b

x 4



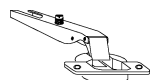
c

x 2



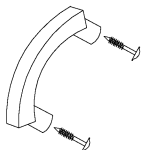
d

x 2



e

x 6



f

x 4



i



45 min



x 8



j

x 16

(3,5x30)



l

x 60

(3,5x16)



m

x 90



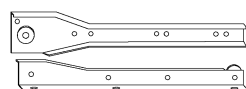
n

x 1



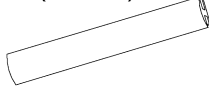
o

x 4 kpl.(400 mm)



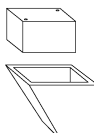
g

x 1 (185 mm)



h

x 4



k



① - FAZY MONTAŻU

Ⓐ - OZNACZENIE ELEMENTÓW

Ⓐ - OZNACZENIE AKCESORIÓW

