

0338E4PT

PARISOT S.A.S. 70800 SAINT LOUP SUR SEMOUSE -FRANCE-



FR Remerciements :

Nous vous remercions d'avoir choisi un meuble créé et fabriqué par le Groupe Pariset et espérons qu'il vous donnera entière satisfaction.

EN Thanks:

Thank you for choosing furniture designed and manufactured by the Pariset Group. We hope you are totally satisfied with your purchase.

DE Danksagung:

Wir danken Ihnen für den Kauf eines Frankreich von der Pariset-Gruppe entworfenen und hergestellten Möbelstücks und hoffen, dass Sie es zu Ihrer vollkommenen Zufriedenheit finden werden.

HU Köszönet:

Köszönjük, hogy a Pariset Groupe által létrehozott és gyártott bútort választott, reméljük, hogy elégedett lesz a termékkel.

PT Agradecimentos:

Obrigado por ter escolhido um móvel concebido e fabricado pelo Grupo Pariset, esperando que seja do seu inteiro agrado.

IT Ringraziamenti:

Grazie per avere scelto un mobile progettato e fabbricato dal Gruppo Pariset.

Speriamo soddisfatti appieno le vostre esigenze.

NL Bedankje:

Wij bedanken u voor de aankoop van een door de Groep Pariset ontworpen en vervaardigd meubel en hopen dat u er veel plezier aan zult beleven.

CZ Poděkování:

Děkujeme, že jste si vybrali nábytek navržený a vyrobený společností Pariset Group. Doufáme, že budete svým nákupem naprosto spokojeni.

ES Agradecimientos:

Les damos las gracias por haber elegido un mueble diseñado y fabricado por el Groupe Pariset y esperamos que sea de su total agrado.

PL Podziękowania:

Dziękujemy za wybór mebli stworzonych i wyprodukowanych przez Grupę Pariset. Mamy nadzieję, że będziecie Państwo w pełni zadowoleni z zakupu.

RO Mulțumiri:

Vă mulțumim că ați ales un articol de mobilier conceput și fabricat de Grupul Pariset și sperăm că veți fi pe deplin satisfăcuți de acesta.

RU Благодарность:

Мы благодарим вас за то, что вы выбрали мебель, созданную и произведенную Групп Паризо, и надеемся, что вы будете полностью удовлетворены нашей продукцией.

SK Pod'akovanie:

Ďakujeme, že ste si vybrali nábytok navrhnutý a vyrobený spoločnosťou Pariset Group. Dúfame, že budete svojim nákupom absolútne spokojní.

TR Teşekkür ederiz:

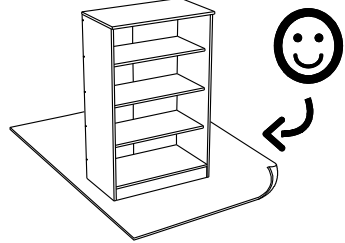
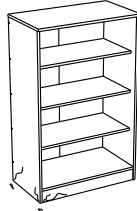
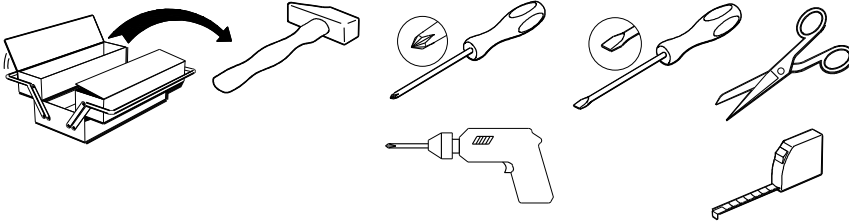
Pariset Group tarafından tasarlanan ve üretilen bu mobilyayı seçtiğiniz için teşekkür ederiz. Ürünümüzden memnun kalmanızı ümit ederiz.

ZH 感谢 :


感谢您选择帕里索集团设计制造的家具。我们希望您对此次购买十分满意、

AR : شكر :

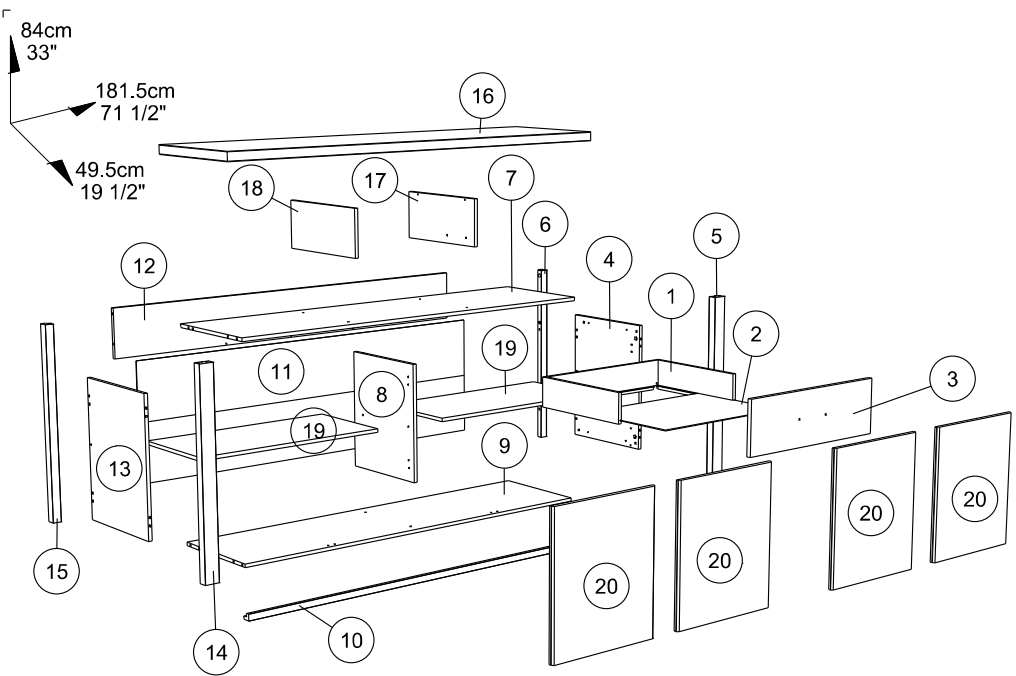
نشكركم لاختياركم هذه القطعة من الأثاث من تصميم وتصنيع مجموعة باريزو Pariset ونتمنى أن تتلوا رضاهكم.



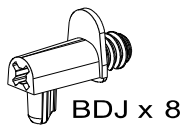
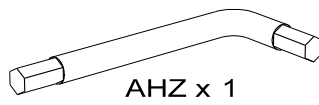
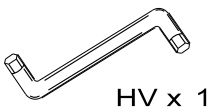
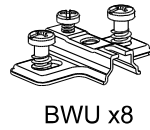
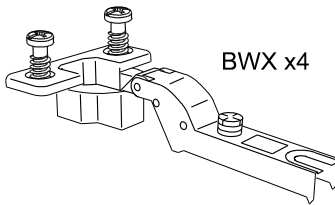
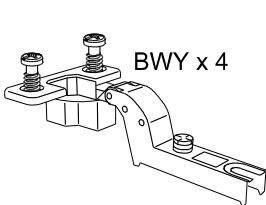
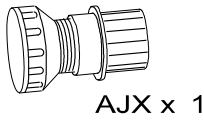
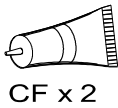
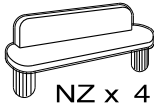
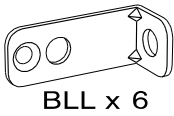
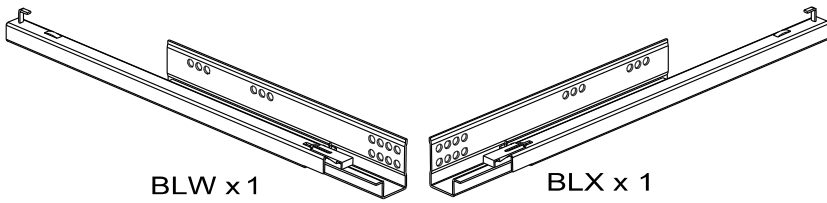
contact@pariset.com

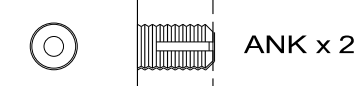
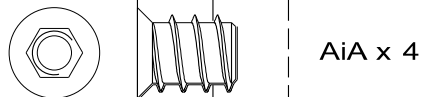
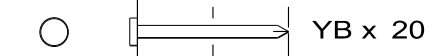
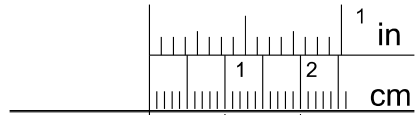
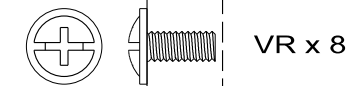
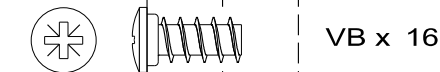
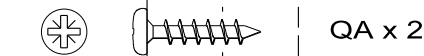
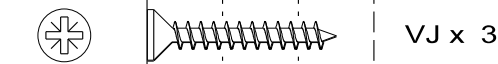
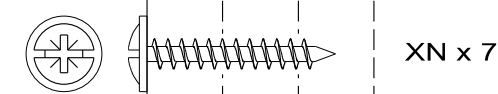
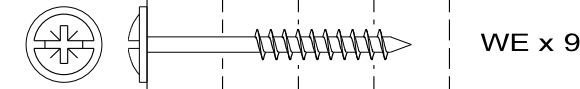
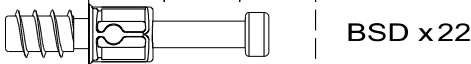
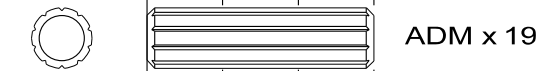
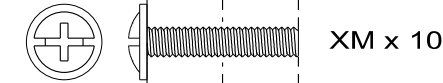
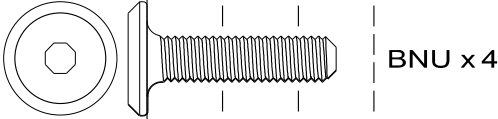
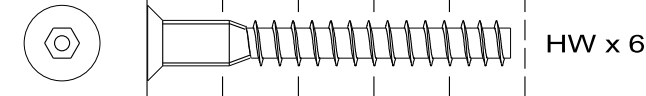
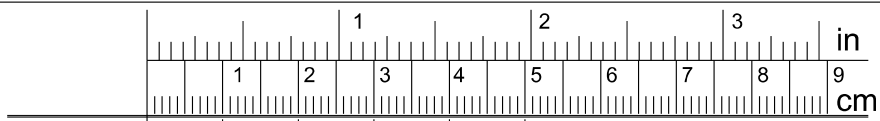


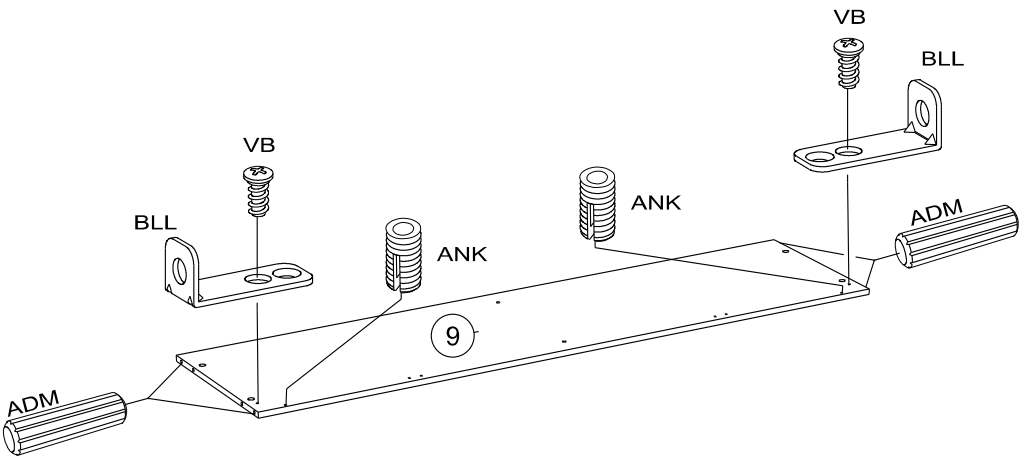
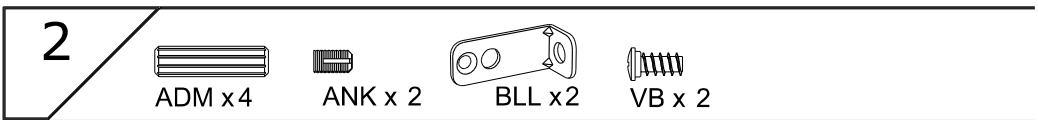
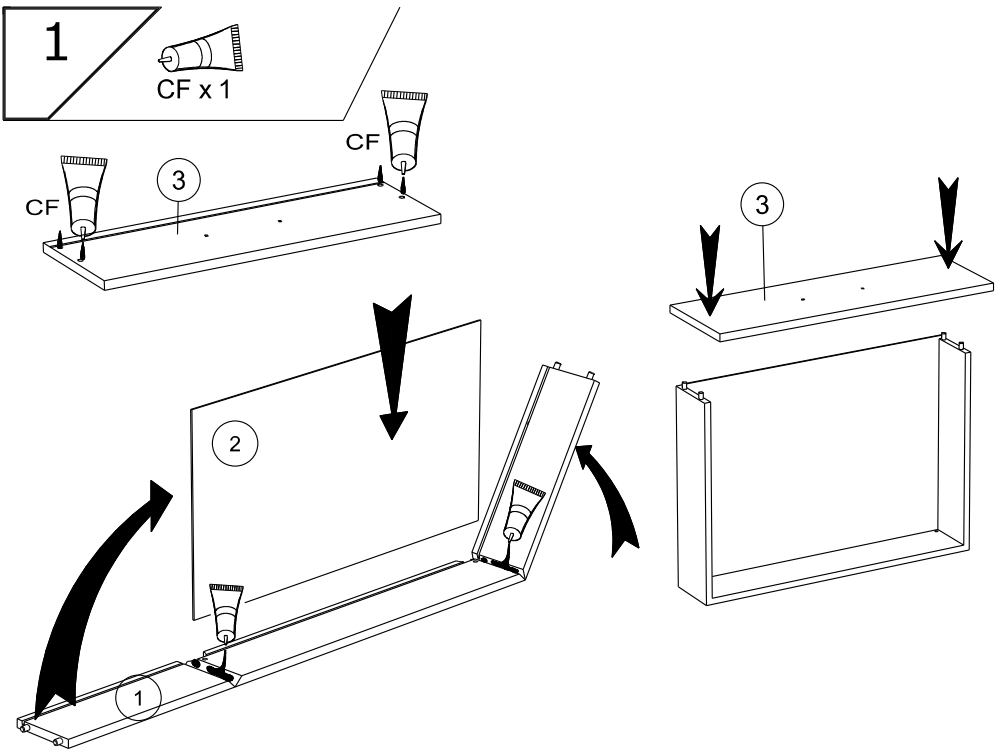
www.parisot.com

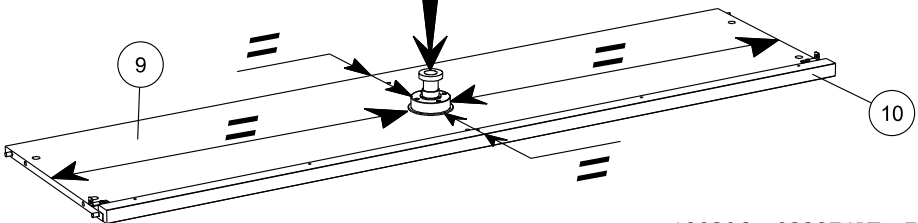
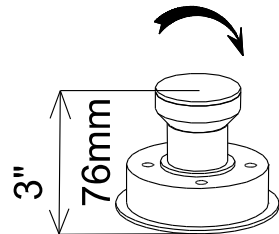
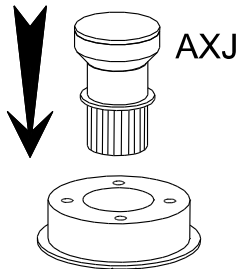
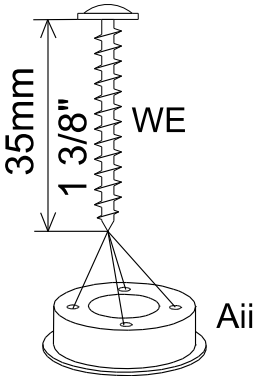
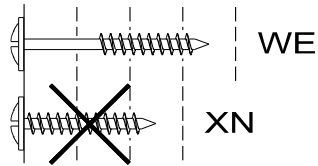
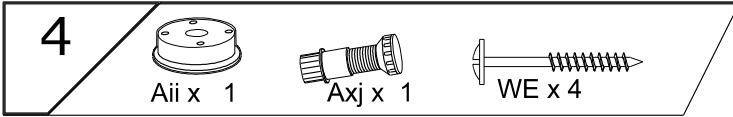
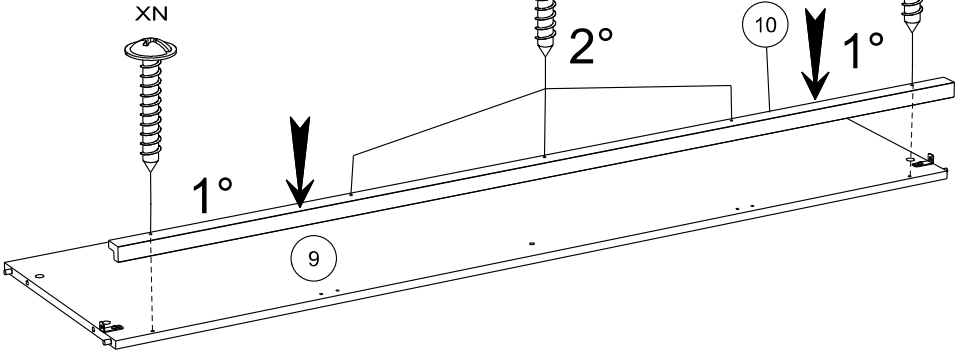
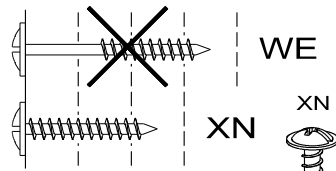
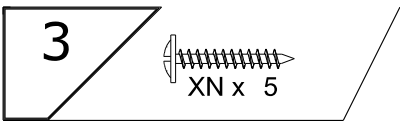


		mm			inch		
17	x 1	447	198	15	17 9/16	7 13/16	9/16
18	x 1	447	198	15	17 9/16	7 13/16	9/16
20	x 4	487	419	15	19 3/16	16 1/2	9/16
8	x 1	495	416	15	19 1/2	16 3/8	9/16
4	x 1	562	431	15	22 1/8	16 15/16	9/16
13	x 1	562	431	15	22 1/8	16 15/16	9/16
3	x 1	583	190	15	22 15/16	7 1/2	9/16
6	x 1	799	40	35	31 7/16	1 9/16	1 3/8
15	x 1	799	40	35	31 7/16	1 9/16	1 3/8
5	x 1	799	58	35	31 7/16	2 5/16	1 3/8
14	x 1	799	58	35	31 7/16	2 5/16	1 3/8
19	x 2	836	395	15	32 7/8	15 9/16	9/16
10	x 1	1685	35	28	66 5/16	1 3/8	1 1/8
9	x 1	1686	431	15	66 3/8	16 15/16	9/16
7	x 1	1686	450	15	66 3/8	17 11/16	9/16
12	x 1	1746	213	15	68 3/4	8 3/8	9/16
16	x 1	1812	495	38	71 5/16	19 1/2	1 1/2
2	x 1	558	399	3	21 15/16	15 11/16	1/8
1	x 1	572	400	110	22 1/2	15 3/4	4 5/16
11	x 1	1714	519	3	67 1/2	20 7/16	1/8

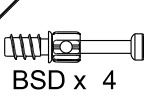








5



BSD x 4



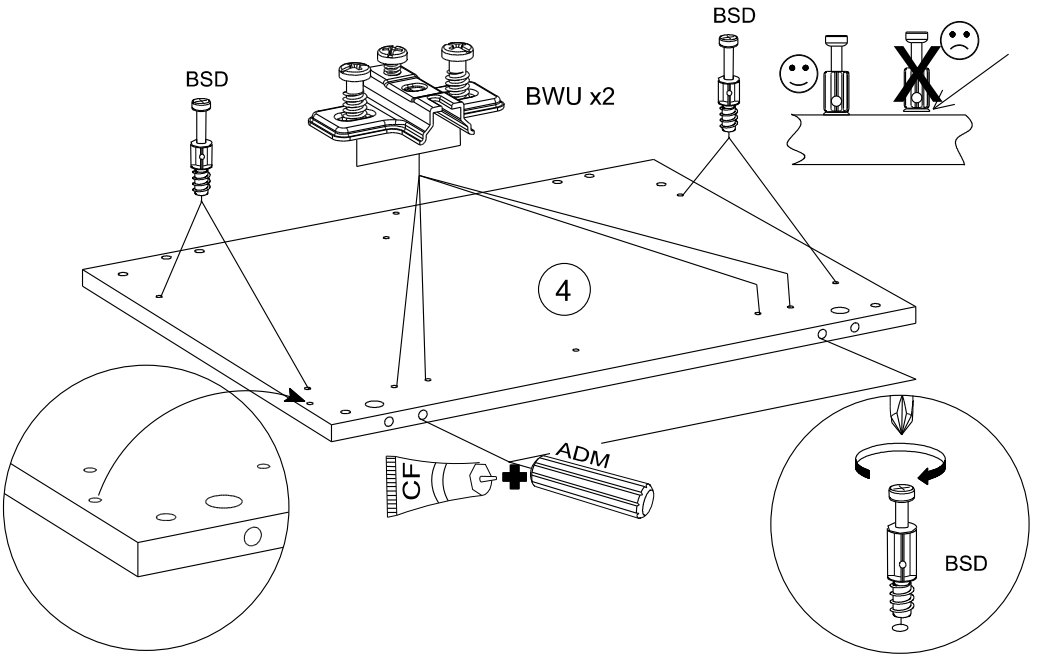
ADM x 2



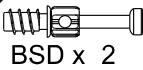
BWU x 2



CF x 1



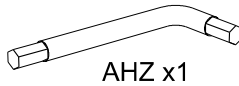
6



BSD x 2



AiA x 2



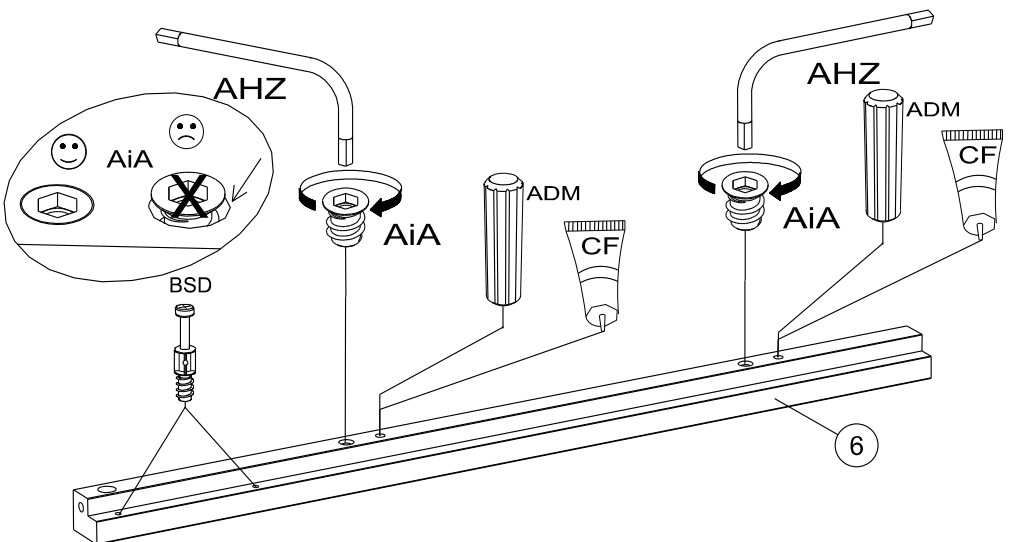
AHZ x 1



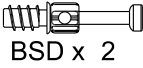
CF x 1



ADM x 2



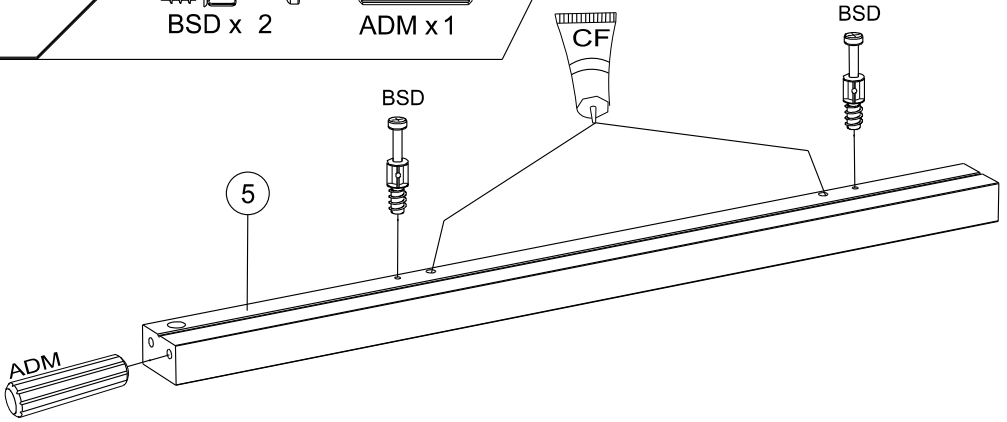
7



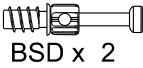
BSD x 2



ADM x 1



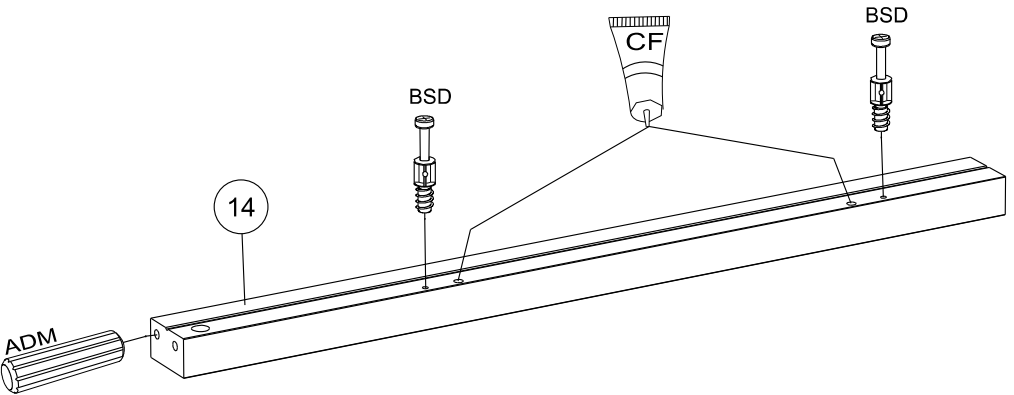
8



BSD x 2



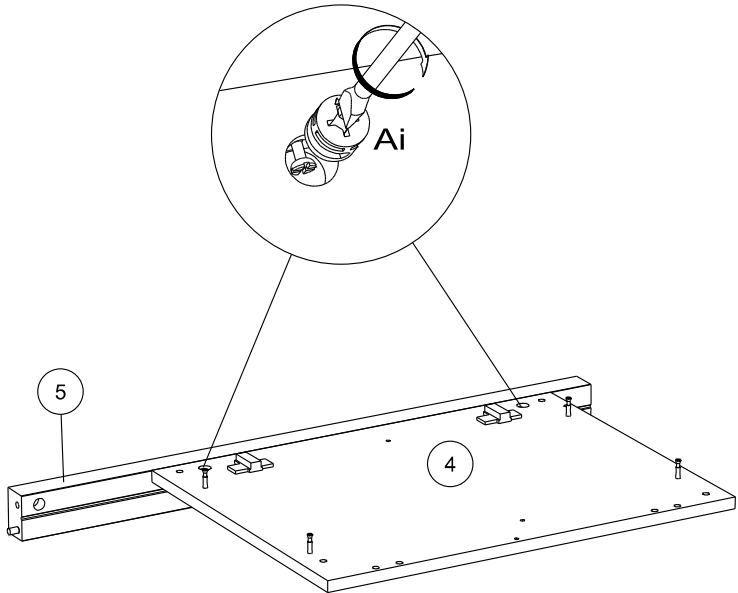
ADM x 1



9




Ai x 2



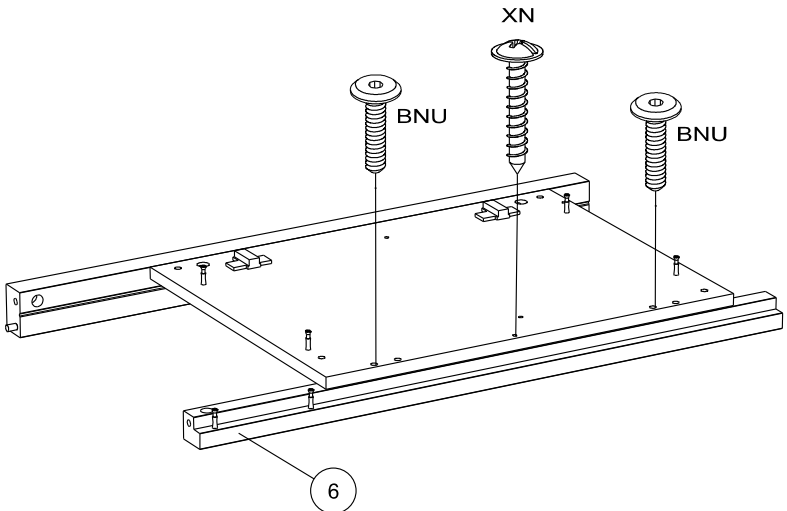
10



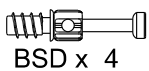
BNU x 2



XN x 1



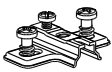
11



BSD x 4



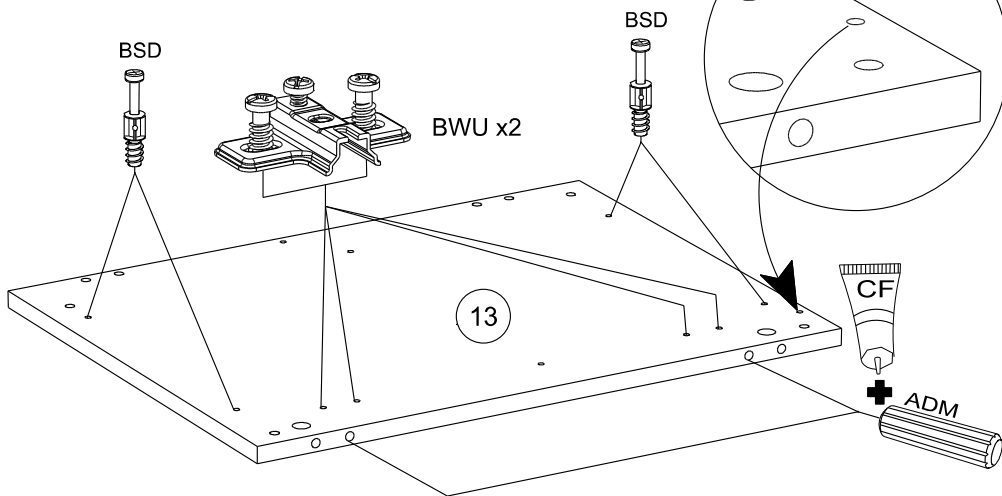
ADM x 2



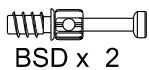
BWU x 2



CF x 1



12



BSD x 2



AiA x 2



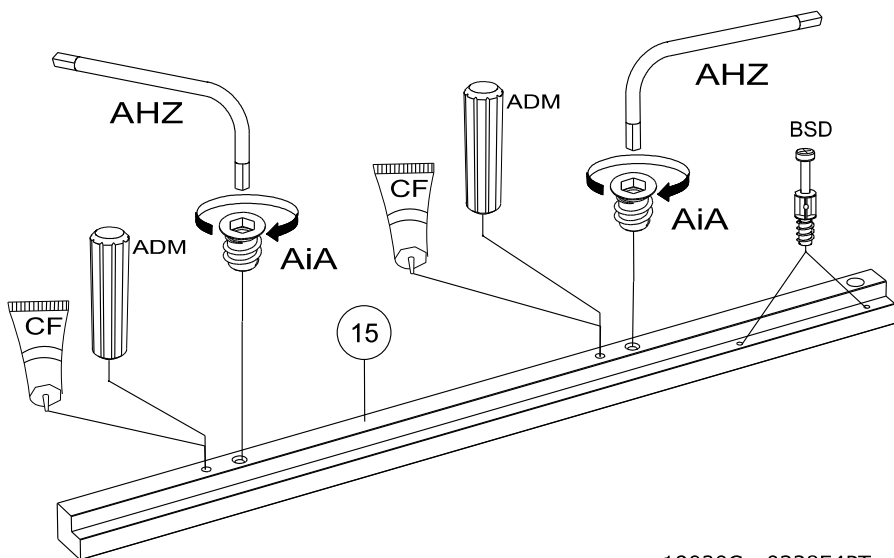
AHZ x 1



CF x 1



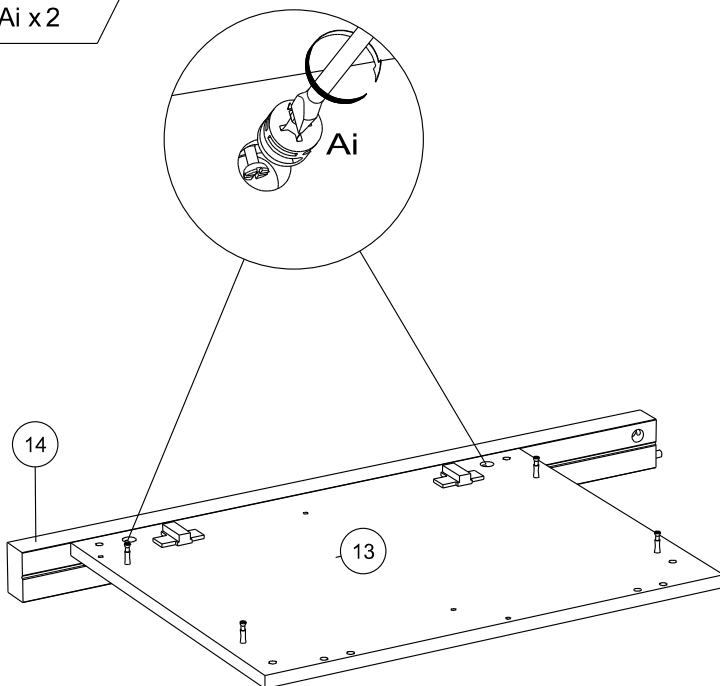
ADM x 2



13



Ai x 2



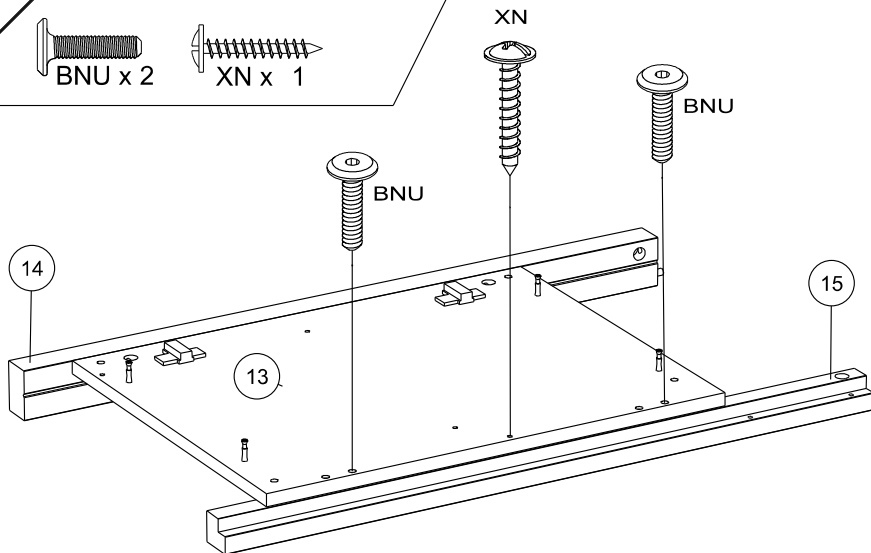
14



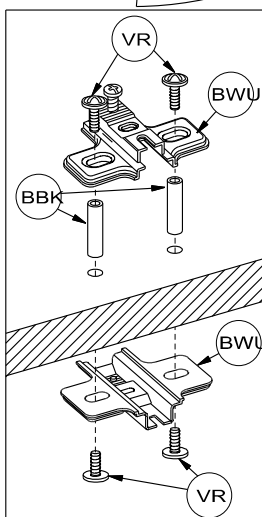
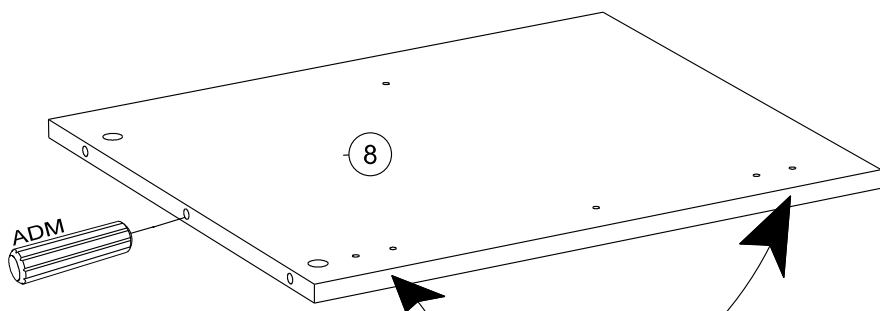
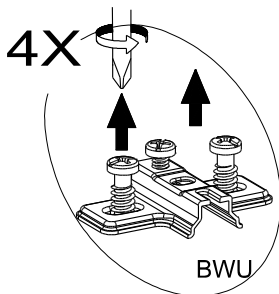
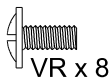

BNU x 2



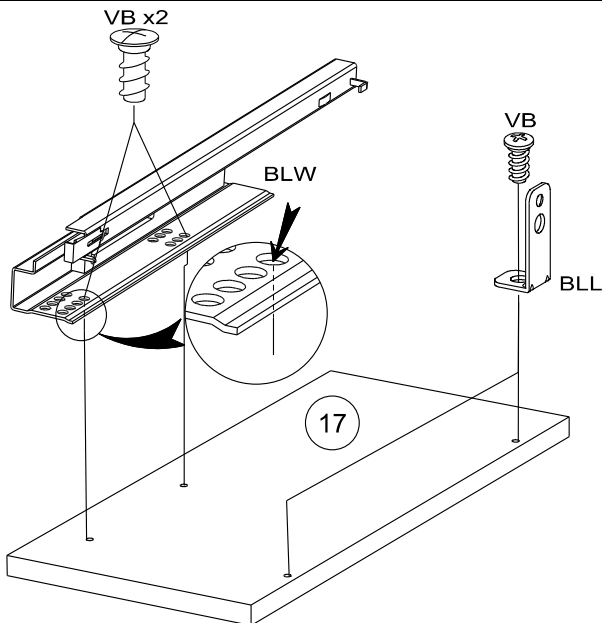
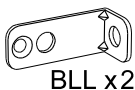
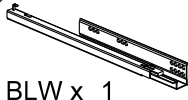
XN x 1



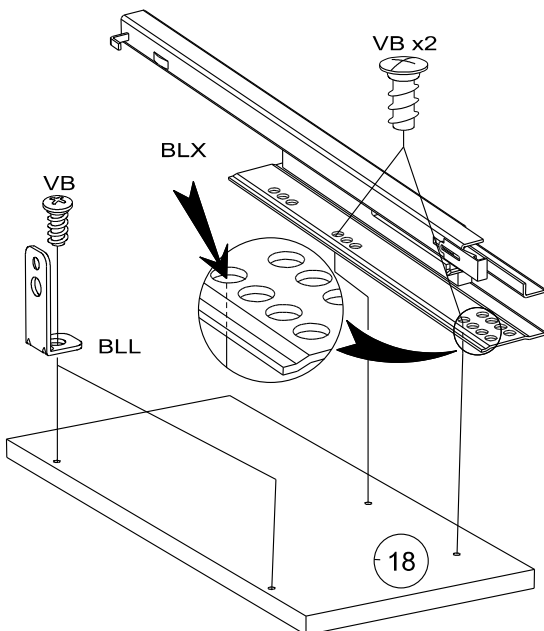
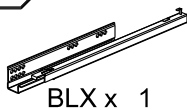
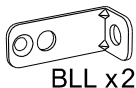
15



16



17

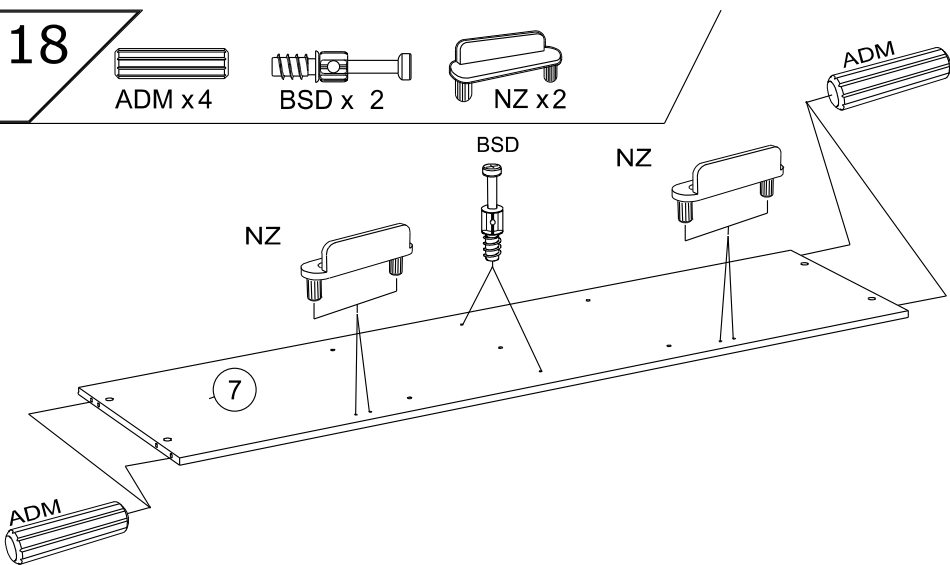


18

ADM x 4

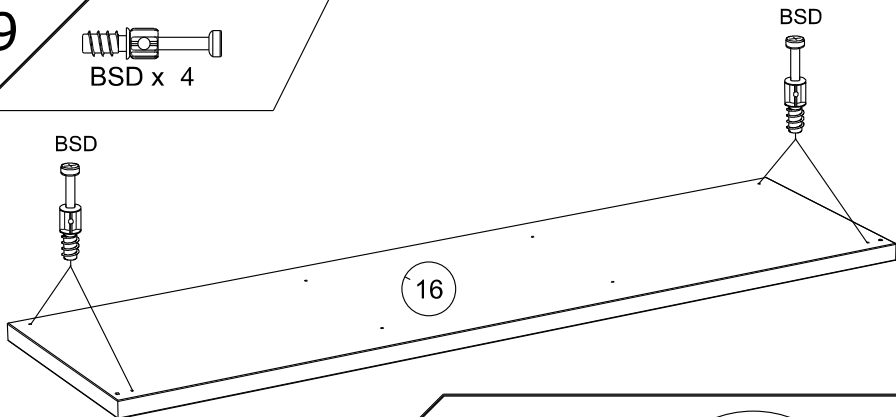
BSD x 2

NZ x 2



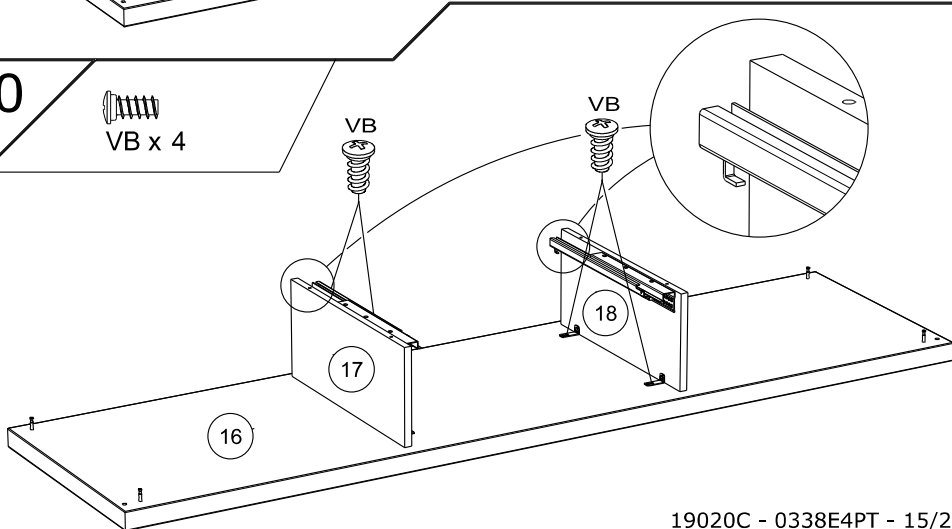
19

BSD x 4



20

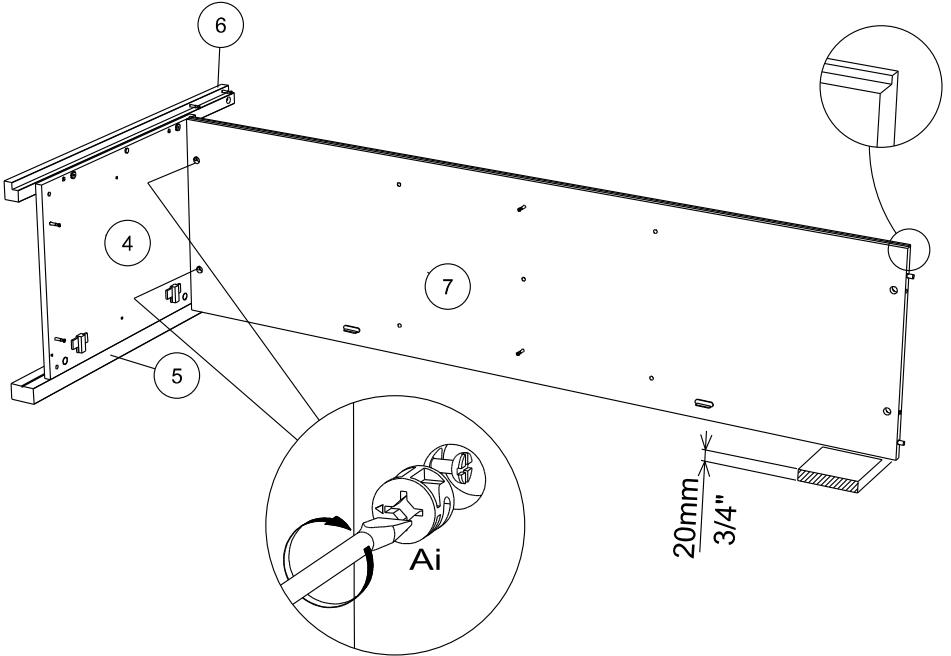
VB x 4



21



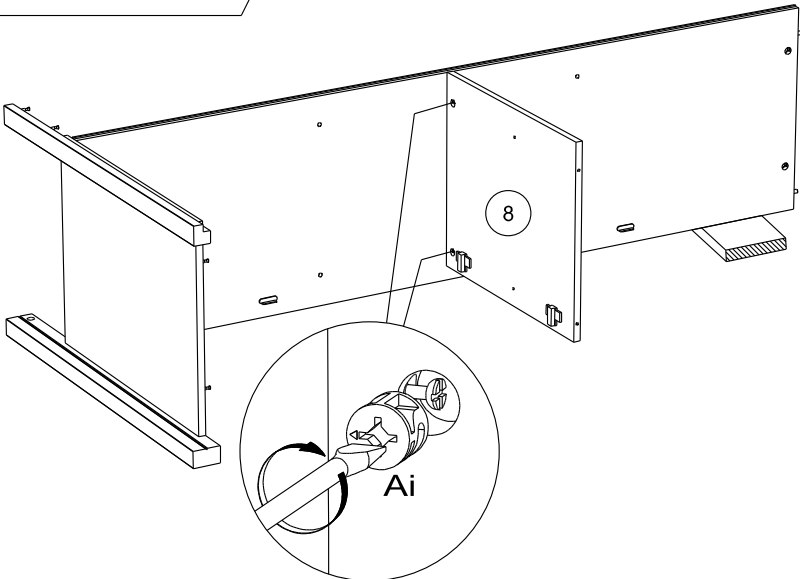
Ai x2



22




Ai x2



23



Ai x 2



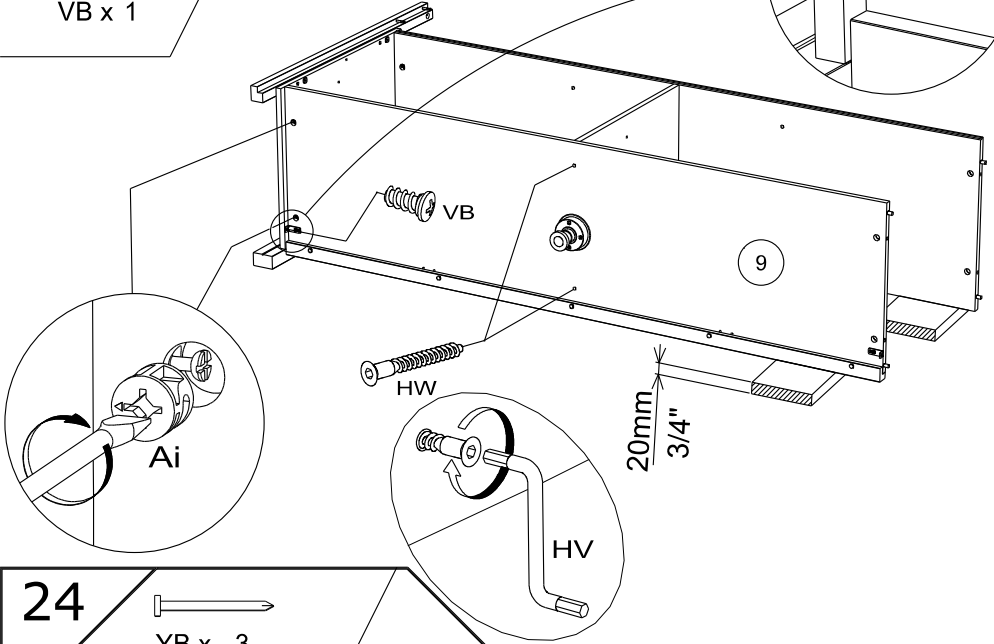

HW x 2



HV x 1



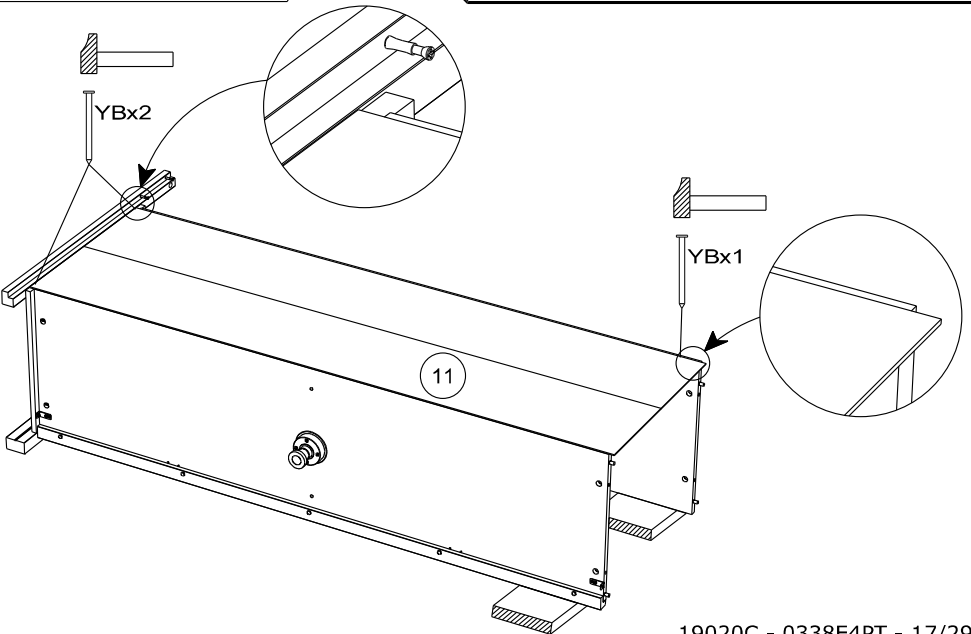
VB x 1



24



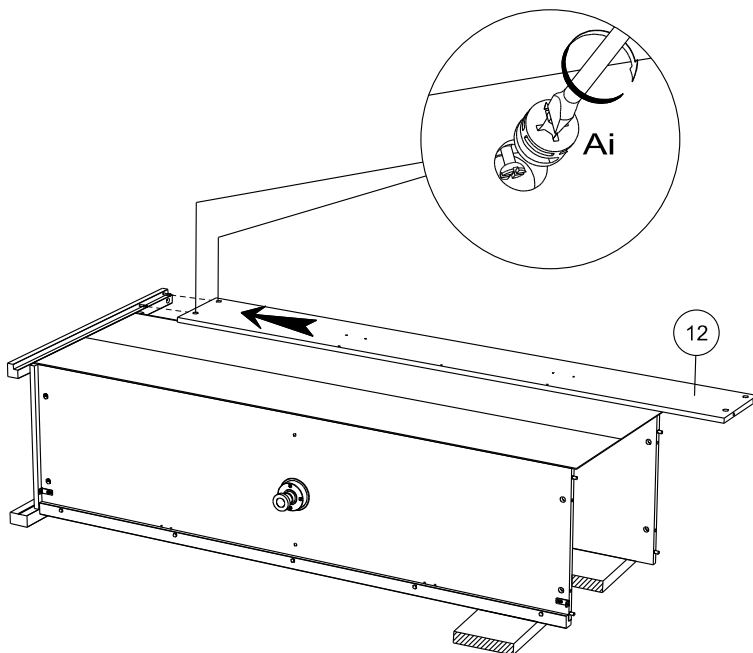
YB x 3



25



Ai x 2



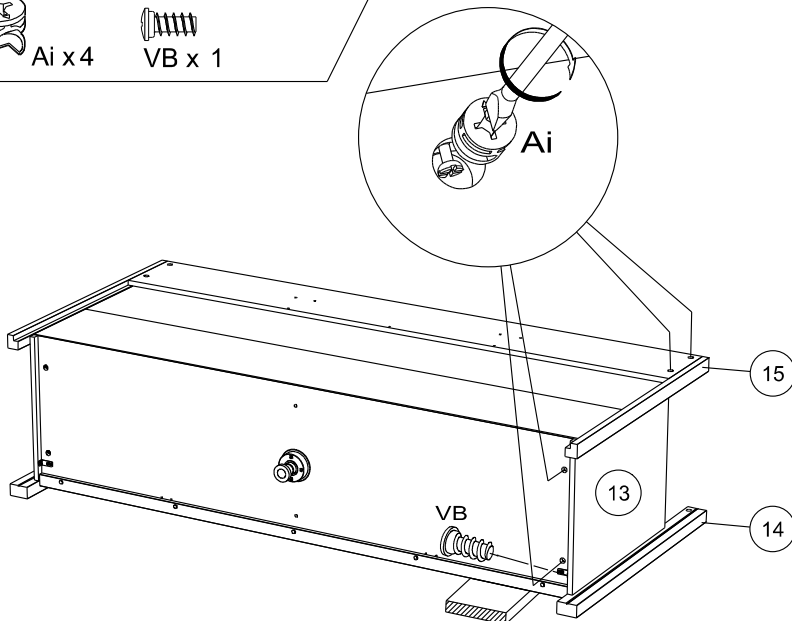
26



Ai x 4

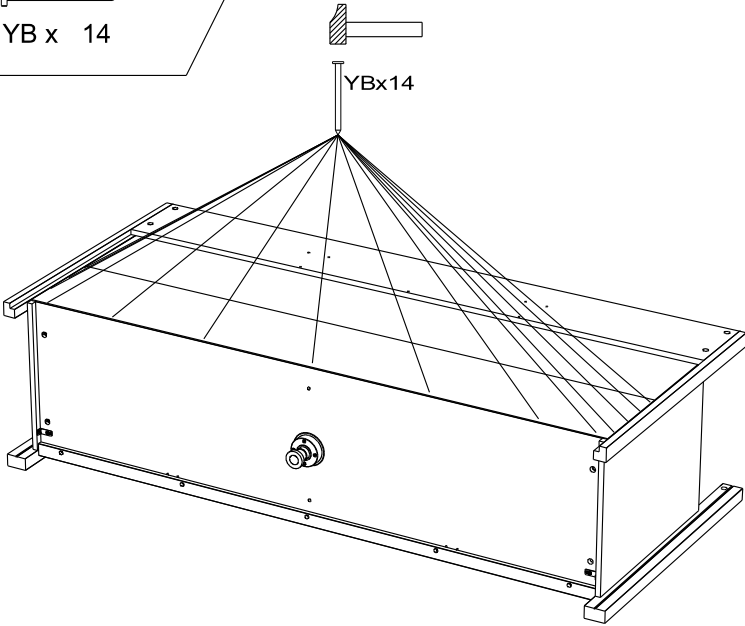


VB x 1



27

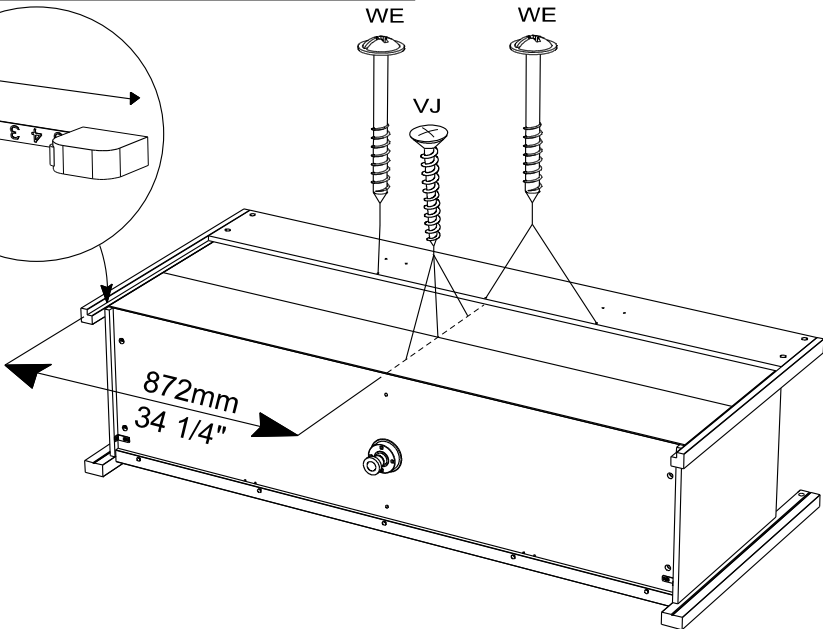
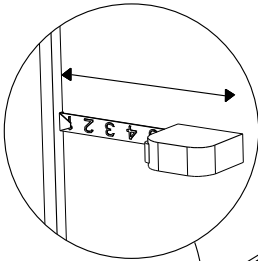
YB x 14



28

VJ x 3

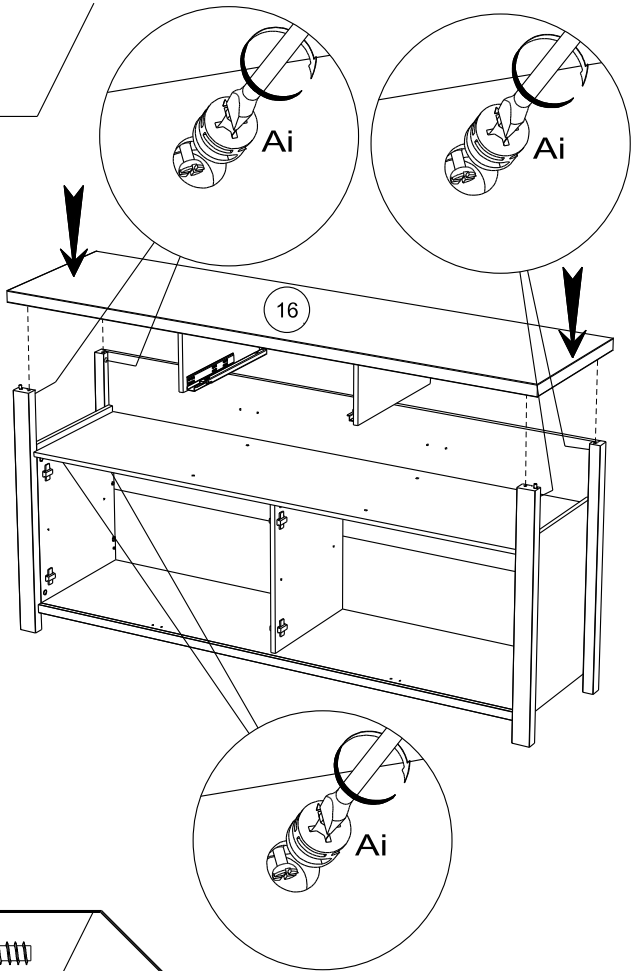
WE x 3



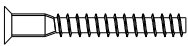
29



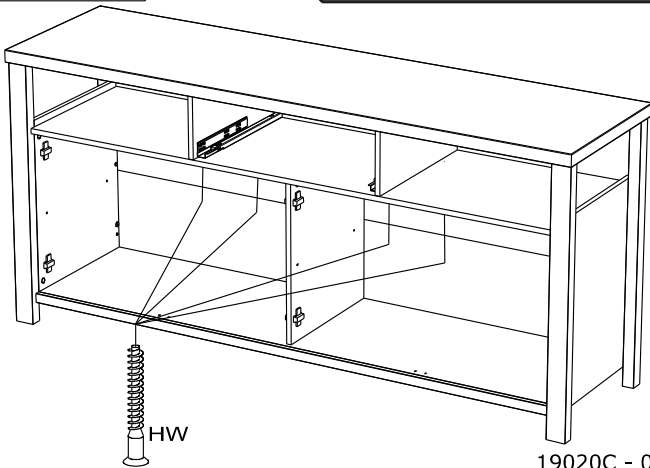
Ai x 6



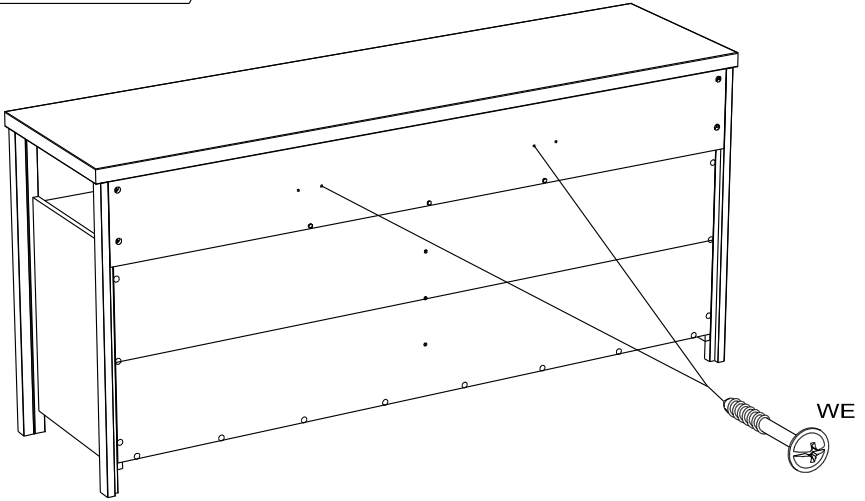
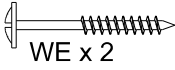
30



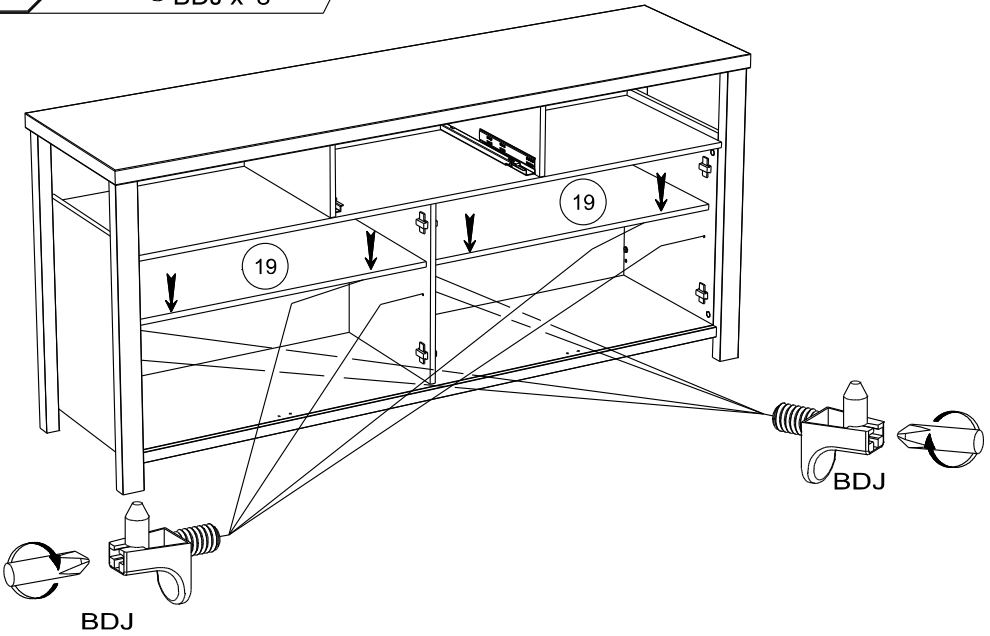
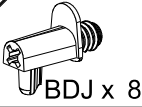
HW x 4



31



32


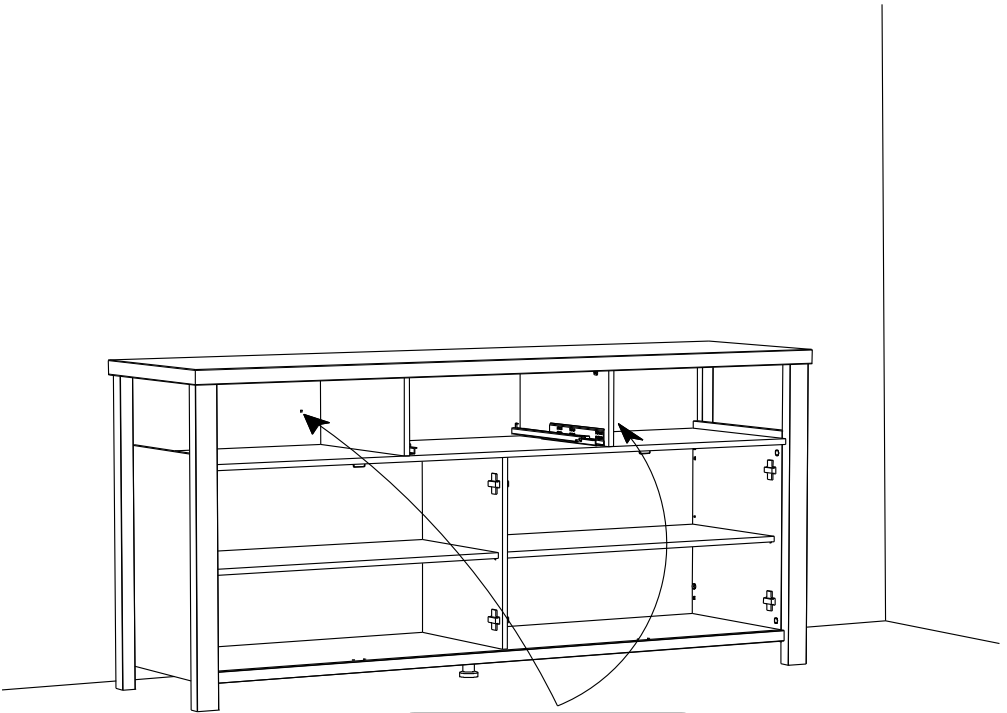


- FR** Pour votre sécurité : Fixation du meuble au mur
Attention, la fixation doit être réalisée par une personne compétente car cela nécessite des chevilles adaptées à la nature de votre mur.
- EN** For your safety: the unit should be secured to the wall.
NB this should be carried out by a competent person as you must use the right rawlplug for your type of wall.
- DE** Zu Ihrer Sicherheit: Befestigen Sie das Hochbett an der Wand.
Achtung: Diese Befestigung ist durch eine fachlich kompetente Person vorzunehmen. Hierfür sind für die Bauweise Ihrer Wand geeignete Dübel einzusetzen.
- ES** Por su seguridad: Fijar el mueble a la pared.
Advertencia: la fijación la ha de llevar a cabo por personal adecuado, ya que requiere el uso de tacos que se adapten al tipo de pared.
- PT** Para sua segurança: fixação do móvel ao muro
Atenção: a fixação deverá ser efetuada por pessoa habilitada, visto que são necessárias cavilhas adaptadas ao tipo de parede.
- IT** Avvertenza di sicurezza: il fissaggio del mobile a parete deve essere realizzato da una persona competente, in quanto l'operazione richiede l'impiego di tasselli adatti alla natura del muro.
- NL** Voor uw veiligheid: bevestiging van het meubel aan de muur.
Opgelet de bevestiging moet worden uitgevoerd door een bekwame persoon daar dit voor uw type muur geschikte pluggen vereist.
- CZ** Z bezpečnostních důvodů: upevněte nábytek do zdi
Pozor, upevnění je třeba svěřit kompetentní osobě, neboť vyžaduje hmoždinky vhodné pro vaši zeď.
- HU** Az Ön biztonsága érdekében : a bútor falra rögzítése
Figyelmeztetés : a rögzítés csak megfelelő szakképesítéssel rendelkező személy által végezhető el, mert a rögzítéshez a falnak megfelelő csavarokra van szükség.
- PL** Dla bezpieczeństwa: mocowanie mebla do ściany
Uwaga, mocowanie musi zostać wykonane przez osobę kompetentną, ponieważ wymaga to zastosowania kółków dostosowanych do rodzaju ściany.
- RO** Pentru securitatea dumneavoastră: fixarea mobilierului de perete
Atenție, fixarea trebuie să fie realizată de o persoană calificată, deoarece sunt necesare dispozitive de fixare adaptate caracteristicilor peretelui dumneavoastră
- RU** Для вашей безопасности: Крепление мебели к стене
Внимание! Крепление должно производиться опытным специалистом, т.к. для такой установки потребуются шурупы, соответствующие типу вашей стены.
- SK** Z bezpečnostných dôvodov: nábytok upevnite k stene.
Dbajte na to, aby upevnenie vykonala kompetentná osoba, pretože pri upevňovaní sa vyžadujú kolíky vhodné do materiálu, z ktorého je stena vyrobená.
- TR** Güvenliğiniz için: Mobilyanın duvara sabitlenmesi
Dikkat, sabitleme işlemi uzman biri tarafından yapılmalıdır çünkü bu işlem için duvarınızın malzemesine uygun dübellerin kullanılması gerekmektedir
- GR** Για την ασφάλειά σας : στερέωση των επίπλων στον τοίχο.
Προσοχή, η στερέωση πρέπει να γίνεται από ικανό άτομο, καθώς απαιτούνται σφήνες προσαρμοσμένες στη φύση του τοίχου σας.

اللغة العربية

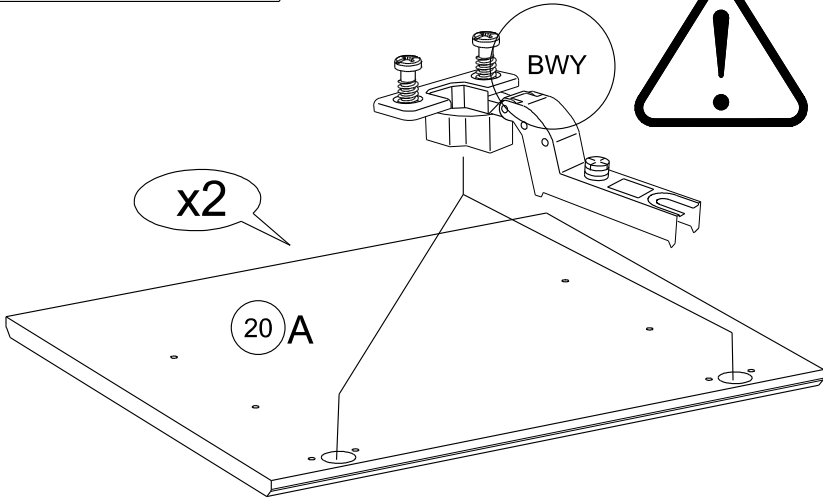
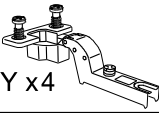
لسلامتك الشخصية: تثبيت قطعة الأثاث على الحائط
تحذير، يجب أن يقوم شخص متخصص بعملية التثبيت على الحائط إذ أنها تتطلب أسفينا
معينا يتوافق مع طبيعة الحائط نفسه.

- ZH** 为了您的安全：本产品必须靠墙安装。
NB 本产品必须由专业人士安装，且您必须使用符合您的墙壁类型的罗威纤维管。



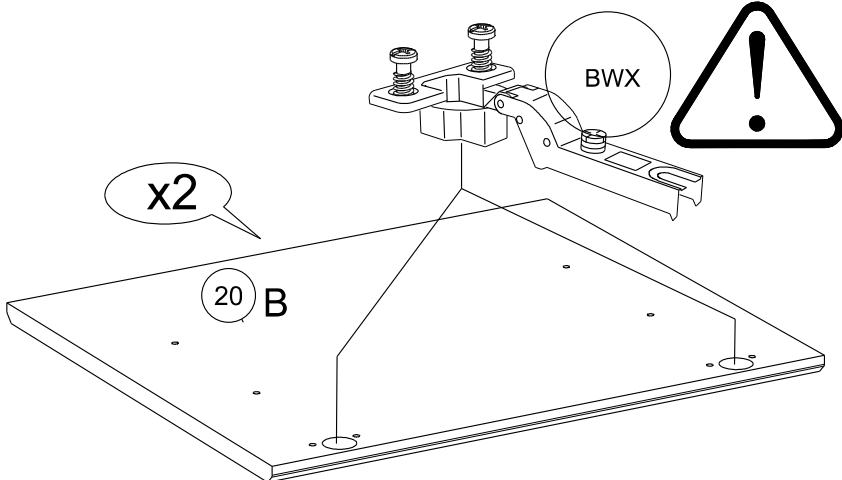
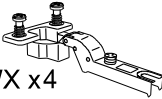
35

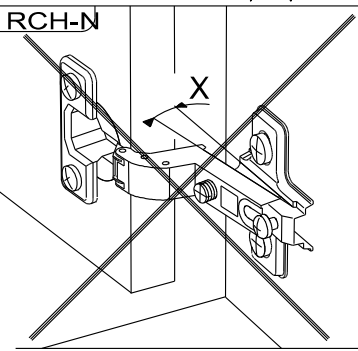
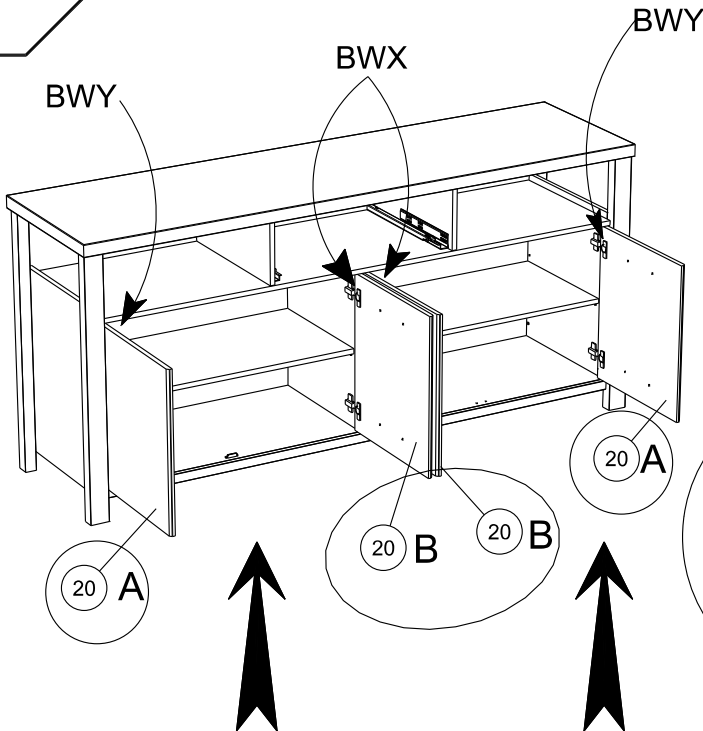
BWY x4



36

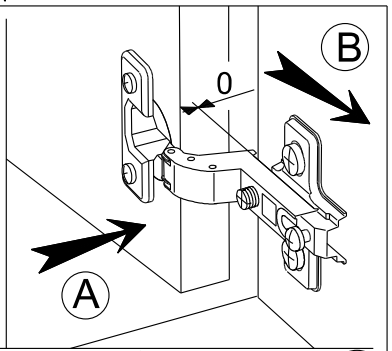
BWX x4



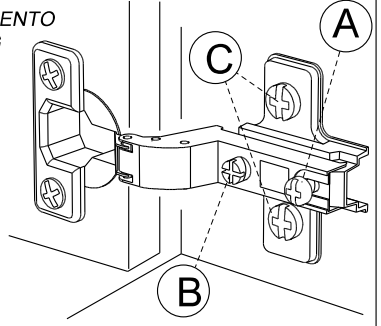
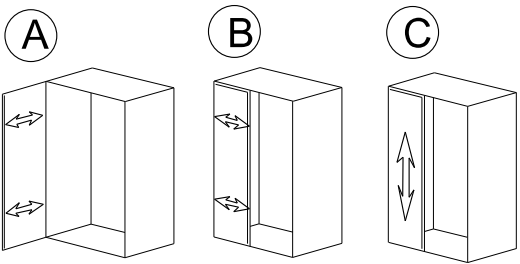


MONTAGE

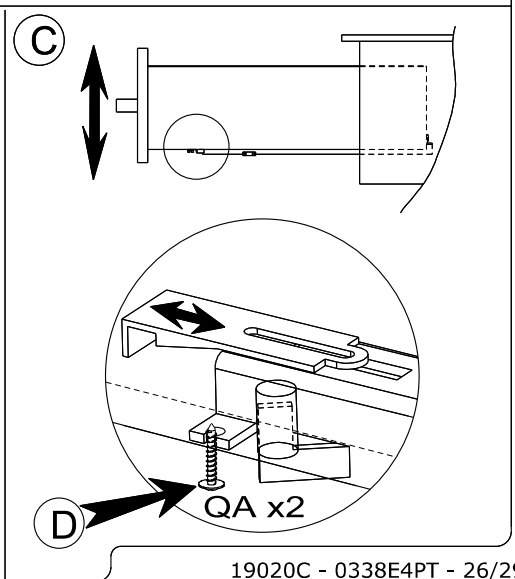
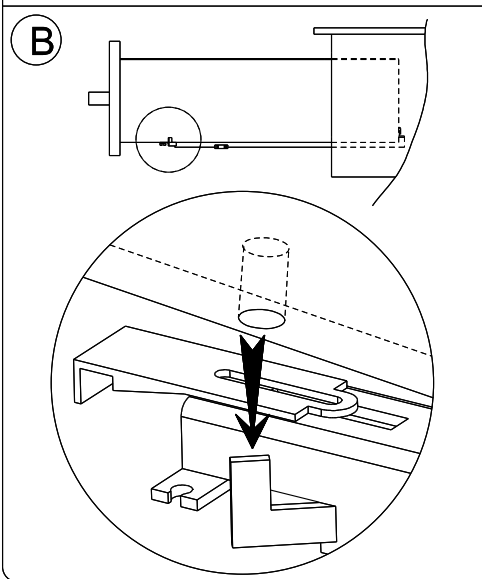
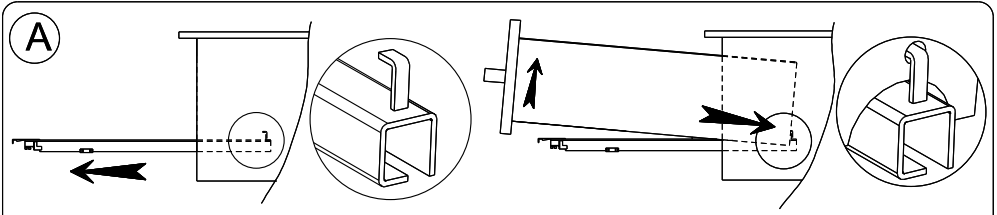
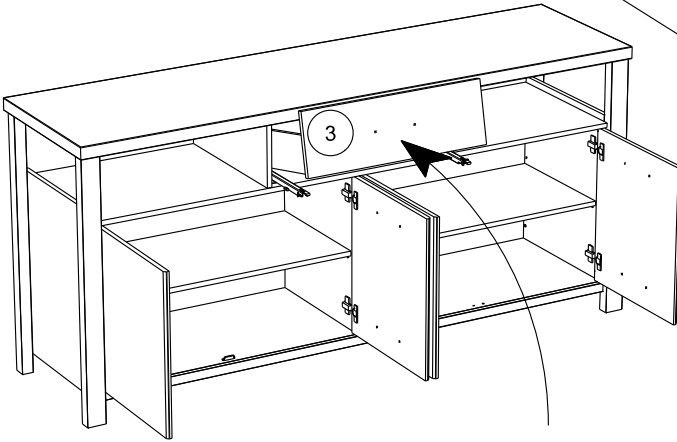
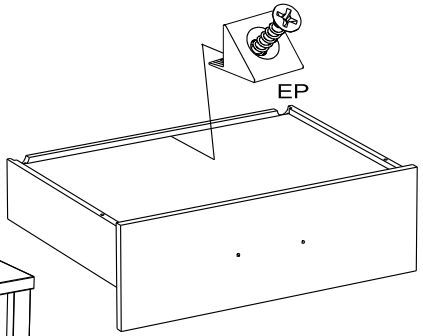
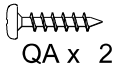
- ⓐ LEAFLET
- ⓓ AUFBAUANLEITUNG
- ⓔ MONTAJE
- ⓖ MONTAGEM
- ⓙ MONTAGGIO
- Ⓝ MONTAGE



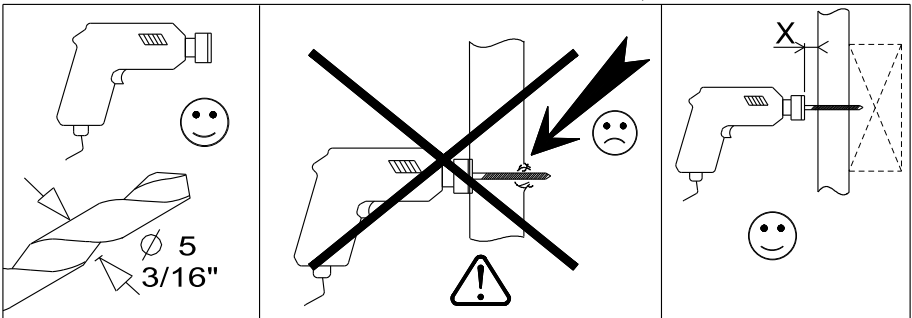
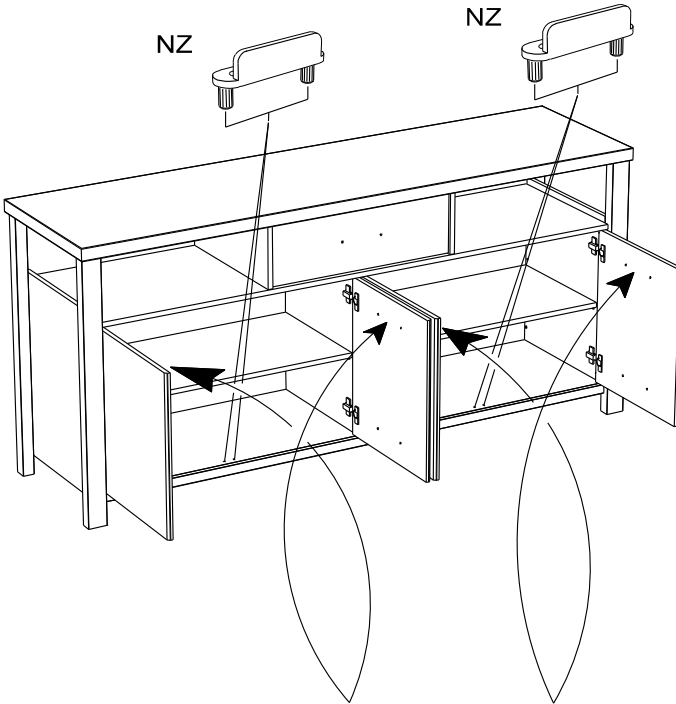
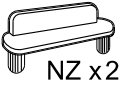
REGLAGE ⓐ ADJUSTING ⓔ AJUSTER ⓙ AGGIUSTAMENTO
 ⓓ ANPASSUNG ⓖ REGULACAO Ⓝ AFSTELLING



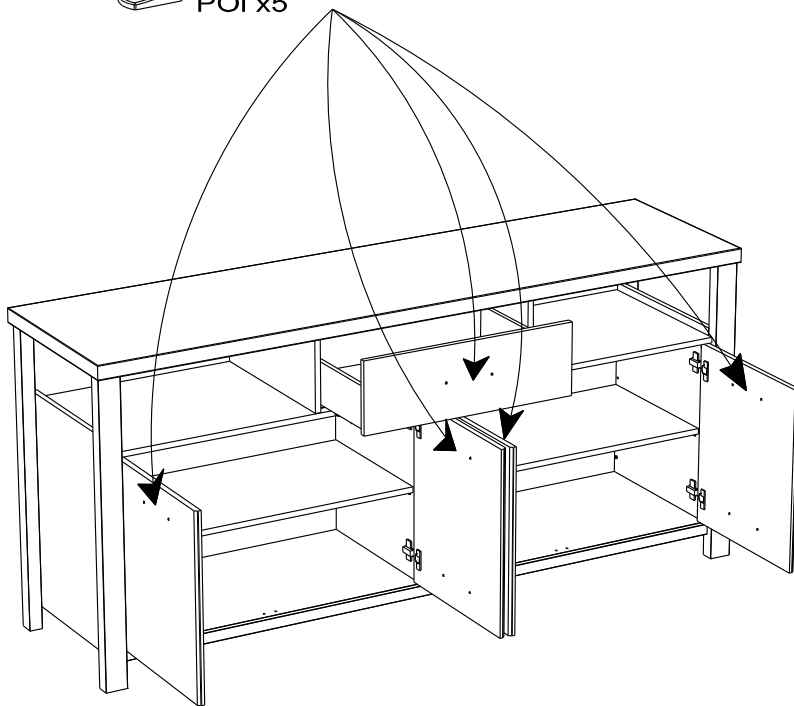
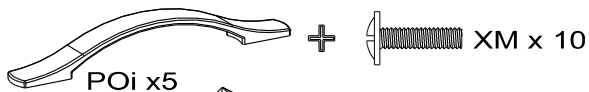
38

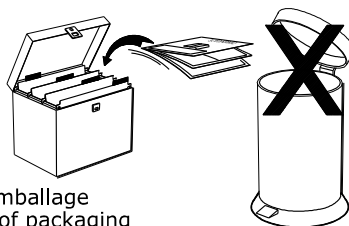
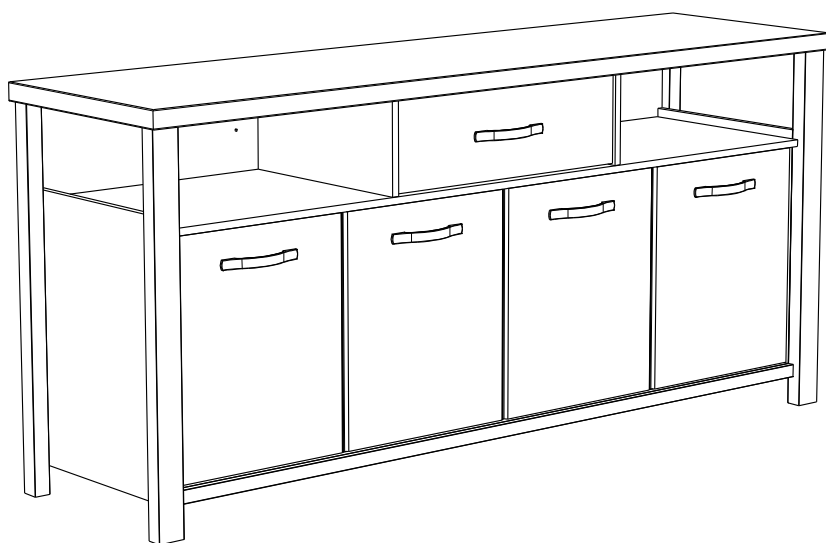


39



40





Faites un geste pour l'environnement en triant vos déchets d'emballage
Make a gesture for the environment by sorting out your waste of packaging
Machen Sie eine Bewegung für die Umwelt, ihre Verpackungsabfälle sortierend
Haga un gesto para el medio ambiente escogiendo sus residuos de embalaje