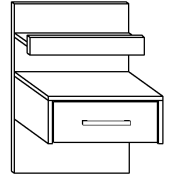




VERA - STOLIK NOCNY

→ 44 ↑ 64 ↘ 35



x 12



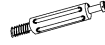
(a)

x 2



(b)

x 12



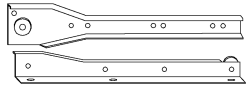
(c)

x 12



(d)

x 1 kpl. (250 mm)



(e)

x 1




(f)

x 4 (3,5x30)



(g)



30 min

x 12 (4x16)



(h)

x 2



(i)

x 2 Ø-6



(j)

x 10

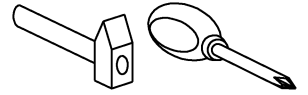


(k)

x 1



(l)



① - FAZY MONTAŻU

Ⓐ - OZNACZENIE ELEMENTÓW

Ⓐ - OZNACZENIE AKCESORIÓW

