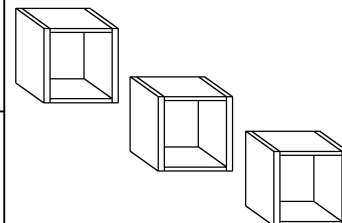


KIT-10

KITTY - PÓŁKI (3 SZT.)

→ 30 ↑ 30 ↘ 22

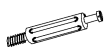


x 12



(a)

x 12



(b)

x 12



(c)

x 6

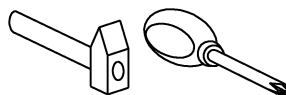


(d)

x 12 (3x20)



(e)



15 min

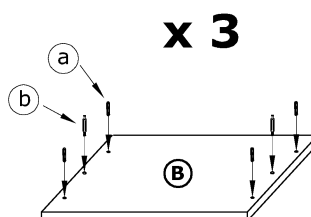
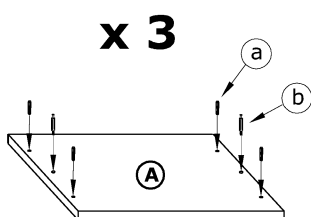


1 - FAZY MONTAŻU

A - OZNACZENIE ELEMENTÓW

a - OZNACZENIE AKCESORIÓW

1



2

